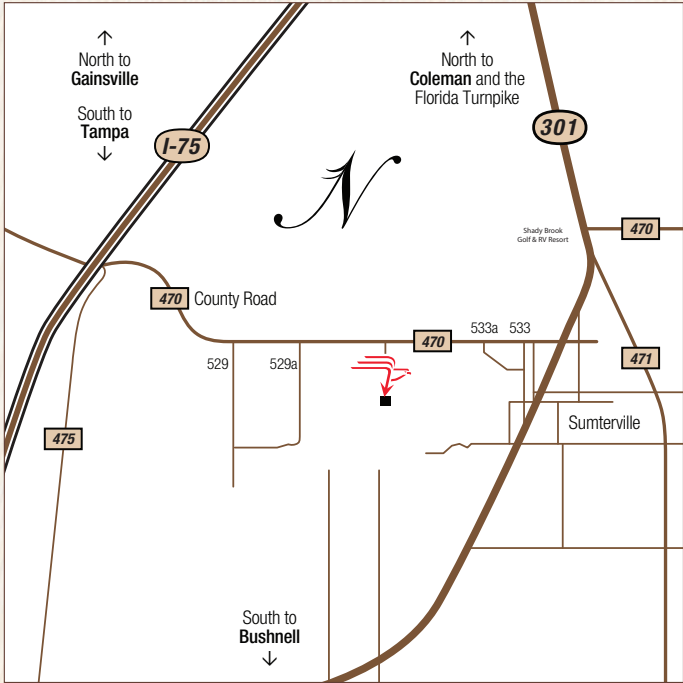


Eagle Tile Roofs – Explore the Possibilities

For over 25 years, Eagle Roofing Products has excelled in providing our customers with durable, energy efficient and environmentally friendly concrete roof tiles that are beautiful and timeless. Choose from a variety of profiles and the most distinct color offering in the industry, ranging from soft neutrals to vibrant tones, that are sure to enhance any architectural style. Designed to meet the needs of the marketplace, you can rest assured that Eagle delivers.

North American Manufacturing Plants and Stocking Yards

Florida
1575 E. County Rd. 470
Sumterville, FL 33585
Phone: 877-300-3245
Fax: 877-300-3248



Southern California
2352 N. Locust Ave., Gate 1
Rialto, CA 92377
Phone: 800-300-3245
Fax: 909-854-7149

Southwest
4602 W. Elwood
Phoenix, AZ 85043
Phone: 800-346-5260
Fax: 602-442-8841

Eagle is proud to be affiliated with these organizations:



Northern California
4555 S. McKinley
Stockton, CA 95206
Phone: 800-998-3245
Fax: 209-234-4366

South Florida
1801 SW 42nd Way
Deerfield Beach, FL 33442
Phone: 877-300-3245



Corporate Offices
3546 N. Riverside Ave.
Rialto, CA 92377
Phone: 909-822-6000

www.eagleroofing.com

Connect with us!



© 2015 Eagle Roofing Products. 08/2015

COMPLETE OFFERING *for* Northeast



Tapered Slate Staggered
49602 Concord Blend

USA Owned. USA Made.

Eagle Roofing Products

American Made. American Owned.

Eagle Roofing Products is a division of Burlingame Industries, a California based privately held, family-owned organization that has been in the concrete roof industry for over 40 years. From these family roots, our business philosophy and vision have blossomed.



Founded over 25 years ago by Robert Burlingame, Eagle began operations in the fall of 1989 with one high-pressure concrete tile extrusion machine. Today, Eagle's Rialto, California facility is the largest in North America. In addition to Rialto, we operate facilities in Phoenix, Arizona, as well as Stockton, California and Sumterville, Florida meeting the demand for concrete roof tile across the United States and Canada.

Our expertise, coupled by our extensive array of profiles and colors, enables us to provide our customers with high quality concrete roofing products that are aesthetically beautiful, durable and environmentally friendly.

Eagle's long experience in the roof tile industry and dedication to prompt personal response to its customers' needs have resulted in a well-deserved reputation for quality and service—a reputation that is unmatched.

Eagle is customer service.



SIMPLE. *elegant*. SOLUTIONS.

from a company you can trust



Eagle is Curb Appeal and Infinite Choices

- Choose from an extensive collection of profiles, textures and dimensions
- Vast color offering in standard integral, ranges and multi-color blends
- Flat tiles offer a crisp, clean appearance for Modern, Colonial, Craftsman, French Provincial and Tudor architecture
- High profile Barrel tiles are beautiful and timeless, ideal for Mediterranean architecture
- Medium/Roll tiles complements Modern architectural designs, in addition to large commercial or residential buildings
- Concrete tile is the ideal alternative to slate, wood, stone coated metal, and asphalt roofing materials
- Tile roofs enhance curb appeal and maintains the value of the structure over time

Eagle is Peace of Mind

- USA Made. USA Owned.
- Best warranty in the industry
- Our weight is our strength - APPROX. 10 LBS. PER SQ. FT. INSTALLED
- Our tile is tested to the highest standards in the industry for fire, high-wind, seismic forces, and freeze-thaw protection
- Our customer service, sales and technical department are here for you before, during and after the sale
- Our products are affordable and environmentally friendly

Tile Roofing Is Simply...

New Construction • Reroof • Residential



Tile. Sustainable, aesthetically superior protection.



Asphalt Shingle. Temporary, basic roof covering.

HOW DOES TILE COMPARE TO ASPHALT SHINGLES?

- Real tile roofs are no longer only “round and red”. Tile roofs are available in a variety of profiles and colors.
- Tile roofs are produced from ALL natural products - concrete or clay.
 - Tile roofs are not plastic, resin, rubber or metal.
 - Tile roofs do not warp, rust or bend.
- Tile roofs are heavier than asphalt shingles. Weight equates to longevity, thermal superiority, weather, impact resistance and much more.
- Tile roofs invite extreme weather conditions, while asphalt shingle manufacturers base their sales projections on how many of their roofs will need replacing every year.
 - Tile can withstand sustained winds of up to 180mph
 - Class A Fire Rated
 - Impact Resistant
 - Freeze-Thaw
- Asphalt shingles are not distinctive.
- Asphalt shingles are not environmentally friendly, as they are a petroleum based product and fill landfills.
- Asphalt shingles do not perform well in hail storms. Roofers swarm neighborhoods subjected to the slightest hail storm.
- Synthetics and plastic products lack a proven track record as a long-lasting and durable roofing product.
- Asphalt shingles are easily damaged by high winds, especially after they age, dry out, lose granules and crack.
- Shingles are not resistant to extreme temperature variations, lending to cracking and loss of color, as they are dependent on granules that are temporarily adhered to the shingle.

The Superior Choice

Commercial • H.O.A.'s • Municipal Buildings

THINGS TO CONSIDER WHEN SPECIFYING A TILE ROOF

A Natural Lifetime Product

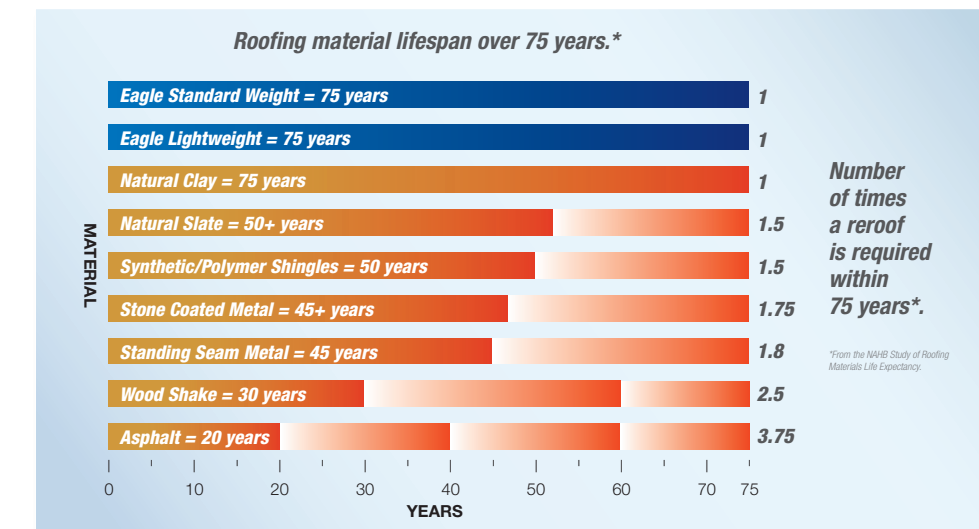
Don't want to replace your roof every 10-20 years? Consider a lifetime roof with proven performance. Tile lasts for generations with the lowest lifecycle cost of any roofing material on the market.

- Economical, better value
- Proven durable performance
- Minimal maintenance

Environmentally Responsible Choice

No gimmicks, tile is the real deal. Locally sourced raw materials and low-energy manufacturing, tile is crafted from natural minerals for performance and function as nature intended it to be.

- Sustainable
- 100% Recyclable
- Recycled content (blast furnace slag, reclaimed clay aggregate)



Building Energy Calculation Recognized

Thermal mass is the ability of a material to maintain a more consistent temperature. Tile has a high thermal mass that effectively helps to make the building more comfortable and reduce peak energy demands. Custom and Production Home Builders across the country are using the HERS Index to sell their homes. Recently, REM/Rate v12.93 incorporated the energy benefit of tile roofing into building envelope calculations. This revision has the potential to improve HERS rating scores on homes by upgrading to a tile roof.

Inherently Green Product

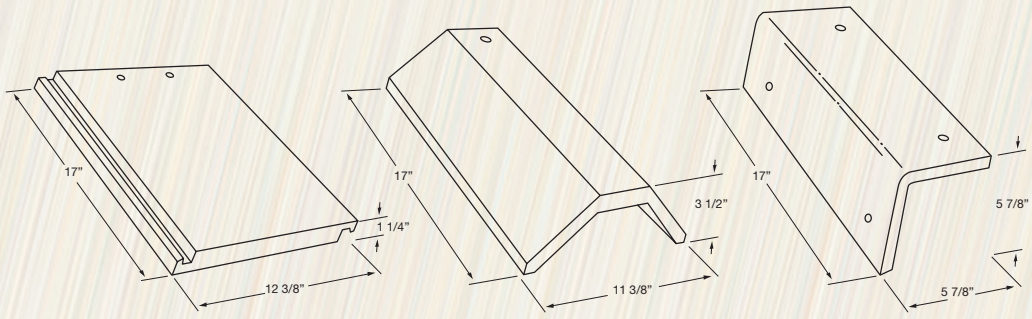
Eagle Roofing Products offers a range of ENERGY STAR and Cool Roof Rating Council (CRRC) approved tiles ideal for green building projects that can contribute to LEED® credits as well. These Cool Roof Tiles are made from highly reflective, highly emissive materials that stay 50 to 60 degrees cooler than a standard roof under a hot summer sun. They also help reduce heat island effects and production of CO2 emissions.



*Eagle can arrange training for contractors.
We recommend that all Concrete Tile Roofs be installed
by a Tile Roofing Institute Certified Installer.*

88.5 Tiles per 100 sq ft with 3" headlap

970 Approx installed weight field tile per 100 sq ft



Bel Air
4502 Arcadia Canyon Brown



4477 Viera Blend - Dark Brown, Tan Blend



4502 Arcadia Canyon Brown - Brown, Black Streaks
T24 Ref.:13 Emi: .94 SRI: 12 A.SRI: 16 CRRC: 0918-0043



4503 Sierra Madre - Charcoal, Black Streaks



4507 Boca Cream - Mocha, Cream Streaks
T24 Ref.:32 Emi: .90 SRI: 34 A.SRI: 34 CRRC: 0918-0062



4516 Royal Palm - Gray, White Streaks



4549 Santa Paula - Tan, Cream, Brown Streaks
T24 Ref.:20 Emi: .89 SRI: 18 A.SRI: 18 CRRC: 0918-0049



4560 Caliente - Red, Yellow Streaks
T24 Ref.:28 Emi: .88 SRI: 28 A.SRI: 28 CRRC: 0918-0011



4595 Dark Charcoal - Dark Charcoal, Black Streaks



4598 Ocotilla - Peachy Tan, Charcoal, Cream Streaks
T24 Ref: .25 Emi: .80 SRI: 21 A.SRI: 27 CRRC: 0918-0001



4602 Concord Blend - Charcoal, Tan Blend



4603 Sandborn Blend - Terracotta, Brownish Tan Blend, Black Streaks



4620 Bloomingdale Blend - Gray, Eggplant, Gold Blend



4626 Rancho Cordova Blend - Green, Gold, Purple Blend
T24 Ref: .17 Emi: .93 SRI: 17 A.SRI: 18 CRRC: 0918-0040



4629 Floridian Blend - Terracotta, Brown Red, Light Gray Blend , Black Streaking



4634 Kings Canyon Blend - Dark Green, Tan Blend, Red, Black Streaks
T24 Ref: .13 Emi: .94 SRI: 12 A.SRI: 16 CRRC: 0918-0044



4655 Mount Dora Blend - Gray Blend, White, Black Streaks



Bel Air
4602 Concord Blend



4664 Terracambra Range - Terracotta Range



4679 Light Gray Range - Light Gray Range
T24 Ref: .21 Emi: .93 SRI: 22 A.SRI: 21 CRRC: 0918-0004



4725 Palm Beach Blend - Eggplant, Gold, Coral Blend



4732 Golden Sand Range - Golden Beige Range



4687 Brown Gray Range - Brown, Gray Range
T24 Ref: .15 Emi: .91 SRI: 13 A.SRI: 15 CRRC: 0918-0028



4698 Kona Red Range - Red Range
T24 Ref: .25 Emi: .83 SRI: 22 A.SRI: 28 CRRC: 0918-0018



4743 Cocoa Range - Dark Brown Range



4773 Walnut Creek Blend - Tan, Orange, Dark Brown Blend
T24 Ref: .20 Emi: .94 SRI: 21 A.SRI: 23 CRRC: 0918-0037



49507 Moss Creek - Green, Dark Green Streaks

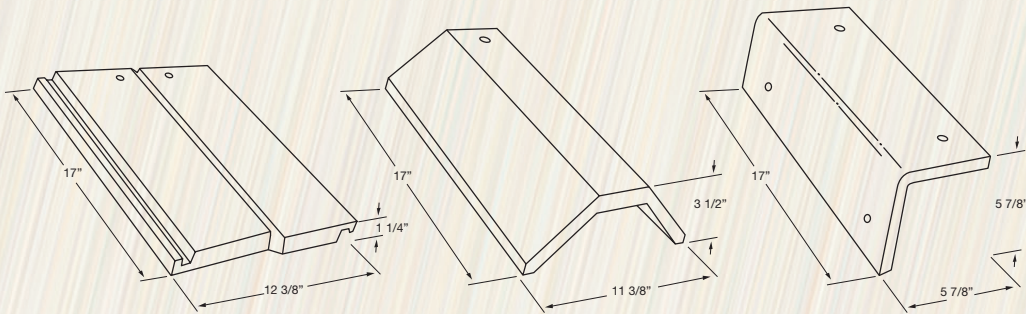


Double Eagle Bel Air

Double Eagle Bel Air

88.5 Tiles per 100 sq ft with 3" headlap

970 Approx installed weight field tile per 100 sq ft



40502 Willow Creek - Light Green, White Streaks



40517 Wildwood - Tan, Maroon, Black Streaks



4011 Flintridge Gray - Natural Gray, Black Streaks
T24 Ref: .21 Emi: .93 SRI: 22 A.SRI: 20 CRRC: 0918-0003



4018 Sandy Bay - Tan, Rust, Gray Streaks



4024 Rosewood - Reddish Orange, Black Streaks



4031 Port Royal Blend - Gray, Dusty Rose Blend, Carmel, Maroon Streaks



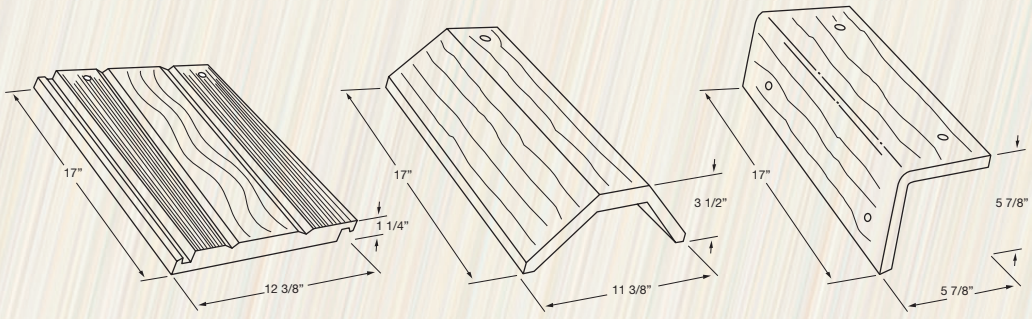
4046 Rockledge - Dark Charcoal, Rust, Red Streaks



Double Eagle Bel Air
4018 Sandy Bay

88.5 Tiles per 100 sq ft with 3" headlap

970 Approx installed weight field tile per 100 sq ft



1602 Concord Blend - Charcoal, Tan Blend



Golden Eagle
1634 Kings Canyon Blend



1634 Kings Canyon Blend - Dark Green, Tan Blend, Red, Black Streaks
T24 Ref: .13 Emi: .94 SRI: 12 A.SRI: 16 CRRC: 0918-0044



1687 Brown Gray Range - Brown, Gray Range
T24 Ref: .15 Emi: .91 SRI: 13 A.SRI: 15 CRRC: 0918-0028

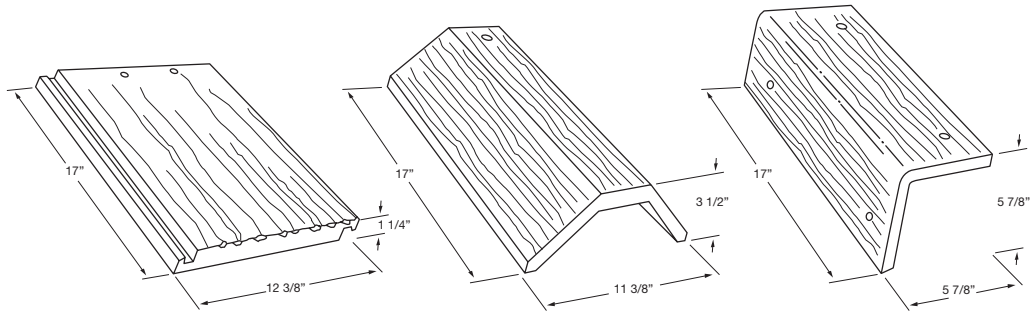


1699 Charcoal Range - Gray Range
T24 Ref: .15 Emi: .94 SRI: 15 A.SRI: 16 CRRC: 0918-0046




88.5 Tiles per 100 sq ft with 3" headlap

970 Approx installed weight field tile per 100 sq ft



5502 Arcadia Canyon Brown - Brown, Black Streaks
T24 Ref: .13 Emi: .94 SRI: 12 A.SRI: 16 CRRC: 0918-0043



5503 Sierra Madre - Charcoal, Black Streaks



5687 Brown Gray Range - Brown, Gray Range
T24 Ref: .15 Emi: .91 SRI: 13 A.SRI: 15 CRRC: 0918-0028



55517 Wildwood - Tan, Maroon, Black Streaks



56046 Rockledge - Dark Charcoal, Rust, Red Streaks

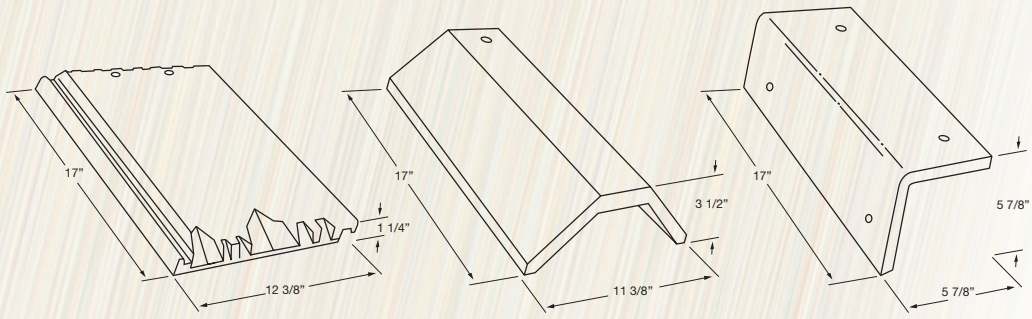


Ponderosa
5503 Sierra Madre

Tapered Slate

88.5 Tiles per 100 sq ft with 3" headlap

970 Approx installed weight field tile per 100 sq ft



49581 Arcadia Canyon Brown - Brown, Black Streaks
T24 Ref: .13 Emi: .94 SRI: 12 A.SRI: 16 CRRC: 0918-0043



49595 Dark Charcoal - Dark Charcoal, Black Streaks



49602 Concord Blend - Charcoal, Tan Blend





49634 Kings Canyon Blend - Dark Green, Tan Blend, Red, Black Streaks
T24 Ref: .13 Emi: .94 SRI: 12 A.SRI: 16 CRRC: 0918-0044



49655 Mount Dora Blend - Gray Blend, White, Black Streaks

Staggered Installation

Installing flat tile with a staggered exposure is an easy way to give a home an “Old World” look. While staggered exposure tiles are a natural fit for architectural styles like English Cottage and French Country, this unique look can breathe new life into homes of many varied styles. To some professional roofing contractors, creating a unique staggered exposure tile roof can seem daunting. The truth is that it is really quite simple. It just requires planning.



The first thing a professional roofing contractor must consider is waste. It is important to note that approximately half of the tiles on a staggered roof will have a shorter exposure than the other half. It will be essential to calculate the additional tiles required to create a unique staggered exposure roof prior to ordering product. Whether installing a staggered exposure tile roof with battens or without, it is imperative to make proper measurements when preparing the roof for installation. The first course at the eave will be installed normally with a standard exposure. The staggered exposure begins at the second course.

It is vitally important the professional roofing contractor plans the entire roof layout prior to installing tiles. If battens are utilized, the staggered exposure is achieved by installing partial battens (no greater than 12” in length) immediately above the primary course battens beginning on the second course. The tiles with the shorter exposure will hang on the higher partial batten (see image). If a direct to deck application is utilized (no battens), a second set of chalk lines will be marked at each course, one line for the normal exposure and one for the staggered exposure tiles.

One more consideration is the water channel at the left side of the tile. The bottom of the water channel of the tiles with a normal exposure will be visible. Leaving this portion of the water channel exposed can detract from the desired look of the staggered roof, especially on steeper roof pitches where a majority of the face of each tile will be visible. If desired, exposed channel can be removed. There are several ways to achieve this using a combination of saws and tile nippers.

In the end, you can rest assured that flat tile with a staggered exposure will create an overall beautiful, unique look to your project.

Signature Blends of Blends

Set yourself apart from the rest by adding beauty and distinction to your roof when you choose one of our custom color creations. The Signature Blends of Blends line emulates the classic look of real clay tiles with natural color blends that allow greater flexibility in creating the most traditional to the most contemporary of roof designs. A handcrafted work of art, we encourage you to go ahead and explore the possibilities.

Achieving the Signature Blends of Blends Appearance

Please note that the tile blends featured are examples and these colors may not be available in your area. To create your own Signature Blends of Blends look, we encourage you to contact your local Eagle Account Representative that can assist you in this process. Signature Blends of Blends do not come pre-packaged or blended in the pallet and are to be purchased separately. Eagle Roofing Products recommends that you discuss the design effect and percentage of each color with your Roofer, prior to installation, to ensure that you achieve the desired look and that no hot spots (patches of color that undo the blended effect) are created. Your Roof Contractor is responsible for blending the colors during the loading of roof in order to create the Signature Blends of Blends, ensuring that the placement of the tile is completed in an aesthetically pleasing manner.



3605 San Benito Blend - 50% | 3773 Walnut Creek Blend - 50%



3605 San Benito Blend - 50% | SMC 8820 Santa Clara Blend - 50%



3636 Piedmont Blend - 50% | SMC 8402 Santa Cruz Blend - 50%

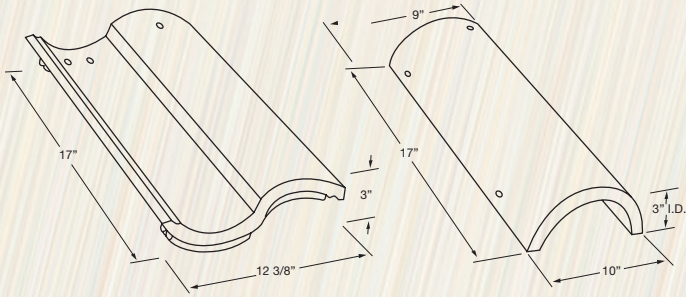


SCC 8830 Albuquerque Blend - 50% | SMC 8402 Santa Cruz Blend - 50%



88.5 Tiles per 100 sq ft with 3" headlap

880 Approx installed weight field tile per 100 sq ft



3477 Viera Blend - Dark Brown, Tan Blend



3602 Concord Blend - Charcoal, Tan Blend



3604 Carlsbad Blend - Terracotta, Brown, Yellow Blend
T24 Ref: .18 Emi: .88 SRI: 15 A.SRI: 16 CRRC: 0918-0055



3629 Floridian Blend - Terracotta, Brown Red, Light Gray Blend, Black Streaking



3645 Sunrise Blend - Terracotta, Brown Blend
T24 Ref: .18 Emi: .93 SRI: 18 A.SRI: 22 CRRC: 0918-0030



3646 Sunset Blend - Medium Terracotta, Brown Blend
T24 Ref: .16 Emi: .94 SRI: 16 A.SRI: 17 CRRC: 0918-0042



3687 Brown Gray Range - Brown, Gray Range
T24 Ref: .15 Emi: .91 SRI: 13 A.SRI: 15 CRRC: 0918-0028



3723 Adobe Blend - Maroon, Terracotta, Gray, Gold Blend
T24 Ref: .17 Emi: .92 SRI: 16 A.SRI: 16 CRRC: 0918-0045



3725 Palm Beach Blend - Eggplant, Gold, Coral Blend



3743 Cocoa Range - Dark Brown Range



3773 Walnut Creek Blend - Tan, Orange, Dark Brown Blend
T24 Ref: .20 Emi: .94 SRI: 21 A.SRI: 23 CRRC: 0918-0037

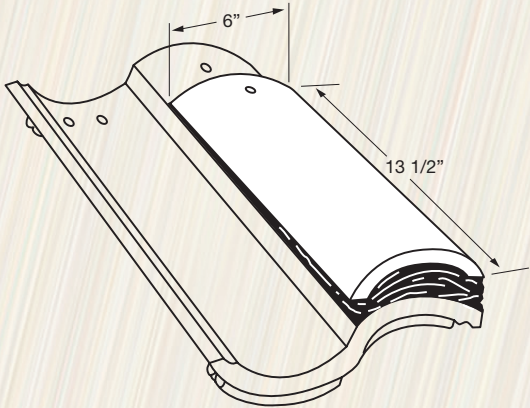
Boosted Accessory Pieces

It's easy to create the beauty of an authentic mortar-boosted clay roof with our Boosted accessory piece. These individual Boosted pieces are available in a wide range of colors intended to create a rustic look. Simply select from any of our Boosted colors to complement your Capistrano tile. For best results, mix your Boosted color and base color as this will add to the authenticity of your roof.

Choose a Boosted accessory piece to go with your base field tile. Then decide how much “Boost” to use and how you would like your mortar to look. Some prefer a neat treatment, while others like an authentic look. No matter your choice, your new Boosted Eagle roof will be beautiful for years to come.

<i>% used on roof</i>	<i>Approx installed weight field tile per 100 sq ft</i>
10% Application	968
20% Application	1056
30% Application	1144

Each Boosted piece weighs approximately 4.8 lbs.



Boosted Wind Clips or Foam Should Be Used.



Placing The Mortar



Boosting The Eave



Close-Up of Boosted Eave



10% Boost



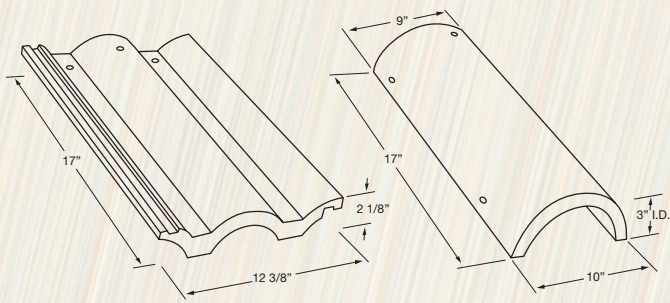
20% Boost



30% Boost

88 Tiles per 100 sq ft with 3" headlap

770 Approx installed weight field tile per 100 sq ft



2518 Sandy Bay - Tan, Rust, Gray Streaks



2522 Terracotta Flashed - Terracotta, Black Streaks

T24 Ref: .19 Emi: .93 SRI: 19 A.SRI: 21 CRRC: 0918-0033



2581 Arcadia Canyon Brown - Dark Brown, Black Streaks

T24 Ref: .13 Emi: .94 SRI: 12 A.SRI: 16 CRRC: 0918-0043



2605 San Benito Blend - Terracotta, Light Brown Blend

T24 Ref: .20 Emi: .92 SRI: 20 A.SRI: 21 CRRC: 0918-0031



2624 Biscayne Bay Blend - Golden Beige, Green Blend



2629 Floridian Blend - Terracotta, Brown Red, Light Gray Blend, Black Streaking



2674 Toscana Blend - Tan, Mauve, Orange Blend Black Steaks



2714 Coral Springs Blend - Coral, Periwinkle, Orange, Yellow Blend



2725 Palm Beach Blend - Eggplant, Gold, Coral Blend



2743 Cocoa Range - Dark Brown Range



2773 Walnut Creek Blend - Tan, Orange, Dark Brown Blend

T24 Ref: .20 Emi: .94 SRI: 21 A.SRI: 23 CRRC: 0918-0037



Manufacturing Facilities Servicing the United States and Canada

As the largest USA owned, national concrete roof tile manufacturer, Eagle Roofing Products offers a vast selection of colors, profiles and textures to complement any architectural style – both residential and commercial.

Every customer is different. Every project is different. We understand.

Whether you are an Architect, Builder, Designer, Distributor, Roofer or Homeowner, with four manufacturing plants servicing the United States and Canada, our customers can rest assured that we have the right products to meet their needs. Quality products and customer relationships are the core of our business. That's what inspires us to be your company of choice. That's what makes us different.

