

Concrete Roof Tile
The *Lightweight* Collection

EAGLELITE®
Lightweight. Firesafe. Roof Tile



SIMPLE. *elegant*. SOLUTIONS.
from a company you can trust



Why Eagle Roofing Products and Concrete Roof Tile

Eagle Roofing Products is the largest, USA owned concrete roof tile manufacturer in the United States. Whether you are building a new home or re-roofing your existing one, your home deserves the best roof possible. When you choose Eagle concrete tile, you'll get a roof that is aesthetically stunning, durable and sustainable.

Founded over three decades ago by Robert Burlingame, Eagle began operations in the fall of 1989 with one high-pressure concrete tile extrusion machine. Today, Eagle's Rialto, California facility is the largest in North America. In addition to Rialto, we operate facilities in Phoenix, Arizona as well as Stockton, California and Sumterville, Florida, meeting the demand for concrete roof tile* across the United States and Canada.

Our expertise, coupled with our extensive array of profiles and colors, enables us to provide our customers with high quality concrete roofing products that are beautiful, long-lasting and environmentally friendly.

Eagle's long experience in the roof tile industry and dedication to prompt personal response to its customers' needs have resulted in a well-deserved reputation for quality and service—a reputation that is unmatched.



Eagle is customer service.

**Eagle's conventional weight concrete roof tile is available for purchase nationwide and in Canada. Eagle's lightweight roof tile (Eaglelite) is a limited offering and only available for purchase in select regions. Please visit our website or contact your local Eagle Representative for more information. www.eagleroofing.com*

202 BL Concord Blend

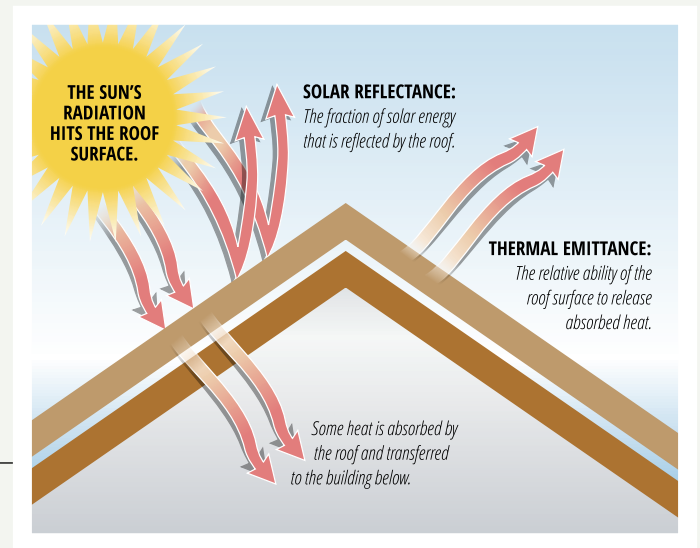
How Does Tile Compare To Asphalt Shingles?

Tile. Sustainable, Superior Protection.

- Real tile roofs are no longer only “round and red”. Tile roofs are available in a variety of profiles and colors.
- Lightweight Concrete tile roofs are produced from ALL natural products shale, cement, water and oxide.
 - Tile roofs are recyclable and biodegradable at the end of their lifespan.
 - Tile roofs are not plastic, resin, rubber or metal.
 - Tile roofs do not warp, rust or bend.
- Tile roofs are heavier than asphalt shingles. Weight equates to longevity, thermal superiority, weather, impact resistance and much more.
- Tile roofs invite extreme weather conditions, while asphalt shingle manufacturers base their sales projections on how many of their roofs will need replacing every year.
 - Tile can withstand high winds (check the TRI manual)
 - Class A Roof Assembly
 - Freeze-Thaw

Asphalt Shingle. Basic Roof Covering.

- Asphalt shingles are not distinctive.
- Asphalt shingles are not environmentally friendly, as they are a petroleum based product and fill landfills.
- Synthetics and plastic products lack a proven track record as a long-lasting and durable roofing product.
- Asphalt shingles are easily damaged by high winds, especially after they age, dry out, lose granules and crack.
- Shingles are not resistant to extreme temperature variations, lending to cracking and loss of color, as they are dependent on granules that are temporarily adhered to the shingle.



Energy Efficiency Ratings

Understanding Reflectivity Values

By virtue of its composition, a concrete tile roof absorbs less of the sun's energy. In addition, the oxide used in our facilities to create our beautiful colors further enhance the tile's surface. Listed with the **Cool Roof Rating Council**, these roofs can reflect more sunlight and less heat, which can reduce energy usage and costs. Regardless of shape or color, a concrete tile roof is one of the most effective and popular energy-efficient roofing materials available.

The numbers listed under our products highlight the efficiency at the initial testing and again after the 3-year aged testing. Here are the descriptions:

CRRC: The Cool Roof Rating Council has listed this tile after being tested at an independent Laboratory and have given it a unique identification number for easy trackability.

Ref: Ref is short for Reflectance. The fraction of the sun's energy reflected by the roof on a scale of 0-100%. The higher the number, the better reflectivity.

Aged Ref: The fraction of the sun's rays reflected by the roof on a scale of 0-100% after the product has forgone the 3-year testing.

EMI: EMI is short for Emittance. It is the ability of the roof's surface to emit absorbed heat on a scale of 0-100%. The higher the number, the greater the emittance.

Aged EMI: The ability of the roof surface to emit absorbed heat on a scale of 0-100% after the product has forgone the 3-year testing.

SRI: SRI is an abbreviation for Solar Reflectance Index and is the measure that incorporates both the reflectance and emittance into a single value. The higher the number, the greater the tiles' energy efficiency.

Aged SRI: The measure that incorporates both the aged reflectance and aged emittance numbers into a single value.


Eaglelite Concrete Roof Tile

Our Eagle lightweight tiles are lighter in weight, compared to our conventional weight tiles, and just as durable, long-lasting, and energy-efficient. They are a beautiful, affordable alternative to slate, wood, stone coated metal and asphalt roofing materials, and perfect for those re-roof projects!


Available in four gorgeous profiles, **Eaglelite** complements both traditional and modern architecture creating a striking statement of texture and style that pairs well with a wide variety of design styles, as well as infinite exteriors finishes and color schemes.

Eagle concrete roof tile. Quality you can count on; curb appeal that will be the envy of everyone in your neighborhood.


Bel Air



202 BL Concord Blend - Blend of Charcoal, Tan
CRRC 0918-0107 Ref.15 Emi.92 Sri 14 A.Ref.16 A.Emi.93 A.Sri 15



204 Rocklin Blend - Blend of Brown, Light Brown, Mocha
CRRC 0918-0101 Ref.18 Emi.94 Sri 18 A.Ref.21 A.Emi.94 A.Sri 22



295 Dark Charcoal - Hues of Dark Charcoal, Black Streaks
CRRC 0918-0116 Ref.08 Emi.92 Sri 5 A.Ref.12 A.Emi.92 A.Sri 10



295 Dark Charcoal

Ponderosa




302 Arcadia Canyon Brown - Range of Dark Brown, Black Streaks
CRRC 0918-0043 Ref.13 Emi.94 Sri 12 A.Ref.17 A.Emi.92 A.Sri 16




303 Sierra Madre - Range of Charcoal, Black Streaks
CRRC 0918-0111 Ref.11 Emi.92 Sri 9 A.Ref.12 A.Emi.92 A.Sri 10



330 Weathered Adobe - Range of Tan, Rust Streaks
CRRC 0918-0017 Ref.23 Emi.92 Sri 24 A.Ref.26 A.Emi.90 A.Sri 27



387 Brown Gray Range - Range of Brown, Gray
CRRC 0918-0028 Ref.15 Emi.91 Sri 13 A.Ref.16 A.Emi.92 A.Sri 15



399 Charcoal Range - Range of Gray
CRRC 0918-0046 Ref.15 Emi.94 Sri 15 A.Ref.17 A.Emi.92 A.Sri 16




Capistrano



526 Valencia - Range of Red Orange, Brown Streaks

CRRC 0918-0053 Ref.19 Emi.89 Sri 17 A.Ref.20 A.Emi.92 A.Sri 20



597 Slate Range - Range of Charcoal

CRRC 0918-0046 Ref.15 Emi.94 Sri 15 A.Ref.17 A.Emi.92 A.Sri 16



598 Kona Red Range - Range of Red

CRRC 0918-0018 Ref.25 Emi.83 Sri 22 A.Ref.27 A.Emi.90 A.Sri 28



573 Walnut Creek Blend - Blend of Tan, Orange, Dark Brown


CRRC 0918-0037 Ref.20 Emi.94 Sri 21 A.Ref.23 A.Emi.91 A.Sri 23



LMC 8402 Santa Cruz Blend - Blend of Tan, Reddish Brown, Brown

CRRC 0918-0058 Ref.14 Emi.89 Sri 11 A.Ref.17 A.Emi.92 A.Sri 16

Malibu



497 Slate Range - Range of Charcoal

CRRC 0918-0046 Ref.15 Emi.94 Sri 15 A.Ref.17 A.Emi.92 A.Sri 16



498 Kona Red Range - Range of Red

CRRC 0918-0018 Ref.25 Emi.83 Sri 22 A.Ref.27 A.Emi.90 A.Sri 28

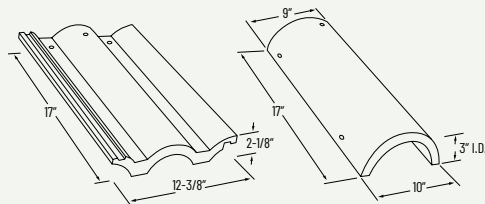
Notice: To ensure your satisfaction with your tile choice, we request you obtain a current tile sample; or request addresses in your area from your local Design Center/Eagle Representative.

Eaglelite Technical Specifications

Malibu

88 Tiles per 100 sq ft
with 3" headlap

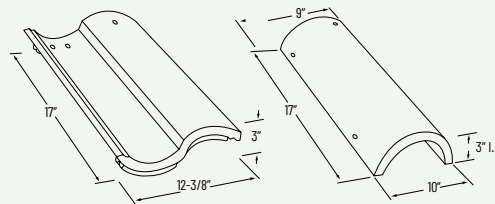
550 Approx. installed weight
field tile per 100 sq ft



Capistrano

88.5 Tiles per 100 sq ft
with 3" headlap

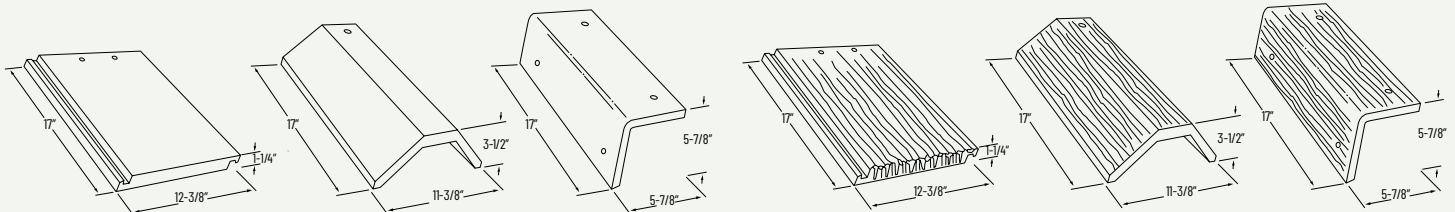
570 Approx. installed weight
field tile per 100 sq ft



Bel Air, Ponderosa

88.5 Tiles per 100 sq ft
with 3" headlap

720 Approx. installed weight
field tile per 100 sq ft



Committed to your Trust and Satisfaction

Specifying Eagle

Every effort has been made to provide you with the tools you need to specify Eagle on your next residential or commercial project. You can find these tools on our website at eagleroofing.com under the main tab **Specifiers**, as well as under **Technical**.

Installation

Eagle recommends that you find a licensed and insured Roofer for all of your roofing needs. Detailed installation recommendations can be found in the **Concrete and Clay Roof Tile Installation Manual (July 2015)** published by the Tile Roofing Industry Alliance & Western States Roofing Contractor Association. For further information, visit: tileroofing.org

Approvals

IAPMO ER #1900

Warranty

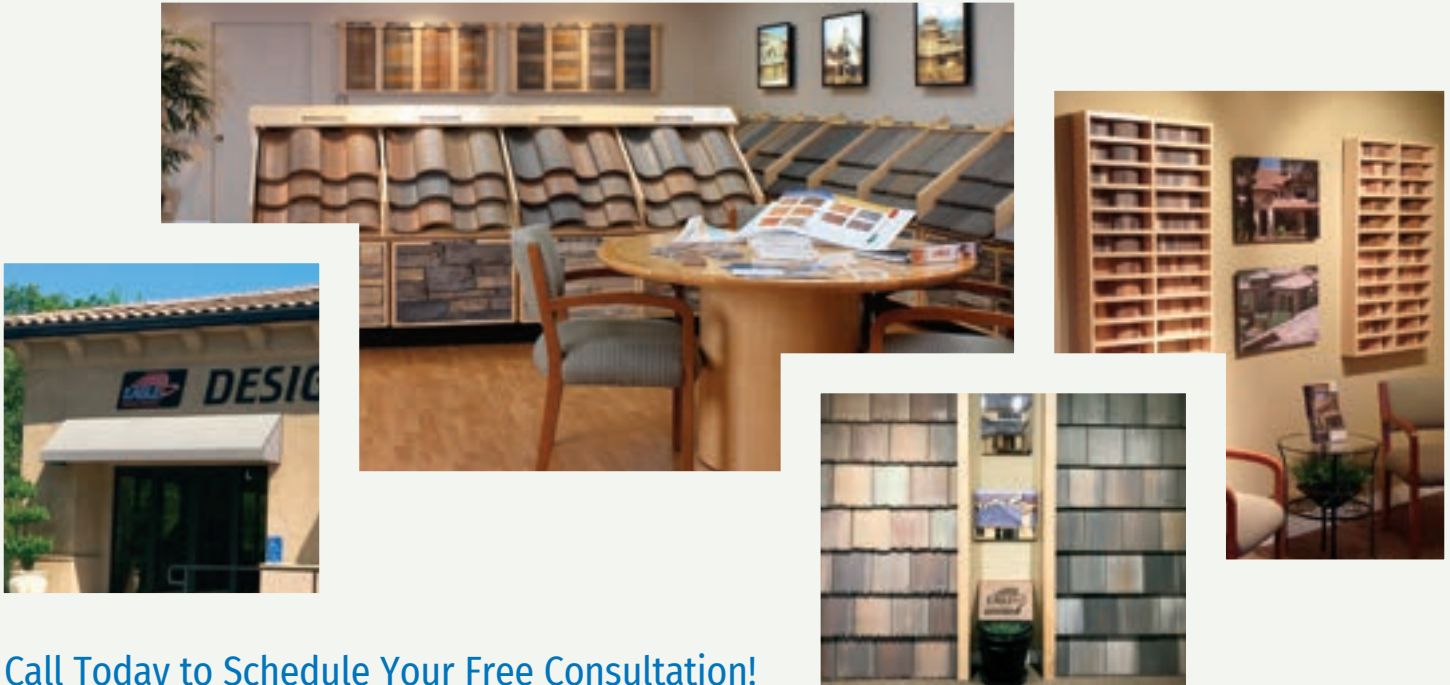
As the largest USA Owned, USA Made concrete roof tile manufacturer, Eagle Roofing Products proudly stands behind its products with a Transferable Limited Lifetime Product and Limited 10 Year Replacement Cost Warranty. We recommend that all customers read our warranty for details and conditions, which can be found at eagleroofing.com. To register your Eagle warranty, visit erwarranty.com.

Disclaimer

Eagle Roofing Products concrete roof tile is made from natural materials and color variations are to be expected. Every effort has been made to ensure the colors in this brochure are as close to the actual roof tile; however, photographic and printing techniques can alter the printed colors shown, varying it from actual tile colors. In addition, colors are subject to change, as slight variations in color or flashing may occur during manufacturing. **To ensure your satisfaction with the tile you chose from this brochure, we strongly recommend that you obtain a free tile sample from your Roofing Contractor, an Eagle Design Center or an Eagle Account Representative before placing your order.**

Visit an Eagle Design Center

A beautiful roof is one of the most important architectural elements of a home or building. So why not visit an Eagle Design Center, where you can see our huge selection of colors, textures, styles and products? Whether you need tile samples, design consultation, technical specifications, installation guides or more, our knowledgeable professionals are here to support you every step of the way.



Call Today to Schedule Your Free Consultation!

California Design Centers

Southern California

Irvine

17875 Sky Park Circle, Suite F
Irvine, CA 92614
Phone: 949-553-8333

Rialto

2352 N. Locust Avenue, Gate 2
Rialto, CA 92377
Phone: 800-400-3245

Northern California

Granite Bay

7095 Douglas Blvd., Ste. K
Granite Bay, CA 95746
Phone: 916-789-4555

Arizona

Phoenix

4608 W. Elwood
Phoenix, AZ 85043
Phone: 602-346-1749

All consultations are by appointment only. Please call ahead.

Connect with us!      eagleroofing.com

Corporate Offices

3546 N Riverside Ave
Rialto, CA 92377



Eagle is proud to be affiliated with these organizations:

