

Concrete Roof Tile  
**The Western Canada Collection**



USA Owned. USA Made.



SIMPLE. *elegant*. SOLUTIONS.  
from a company you can trust



*a roof can represent up to*


**40%**

*of a home's curb appeal!*

## Eagle Concrete Roof Tiles Gorgeous Curb Appeal. Infinite Choices.

- Choose from an extensive collection of profiles and textures
- Vast color offering in attractive ranges and multi-color blends
- Flat tiles offer allure and charm to Colonial, Contemporary, Craftsman, French Provincial, Modern, Ranch and Tudor designs
- High profile Barrel tiles are beautiful and timeless, ideal for Spanish and Mediterranean architecture, as well as large commercial structures
- Medium profile tiles are very adaptable and complement both Modern and Traditional designs, in addition to commercial buildings
- Concrete roof tile is the ideal alternative to slate, wood, stone coated metal, and asphalt roofing materials
- Tile roofs enhance curb appeal and increases the value of homes and businesses over time



## Eagle is Peace of Mind

- Founded in 1989, we are USA Owned. USA Made. 
- Transferable Limited Lifetime Product and Limited 10 Year Replacement Cost Warranty
- Our products are affordable, sustainable and **energy responsible**
- Our tiles are tested to the highest standards\* for fire, high-wind, hail and freeze-thaw protection
- With proper maintenance and high-quality roof components, an Eagle concrete tile roof can last the life of the building it is on
- Our customer service, sales and technical teams are here for you before, during and after the sale

*\*For more information, visit our website at [eagleroofing.com/why-tile](http://eagleroofing.com/why-tile)*











2022-2023  
color of the year

# Brown Gray Range

Timeless. Versatile. Balanced.

*A gorgeous color that is anything but boring, Brown Gray Range exemplifies organic living at its best. A sophisticated classic inspired by nature, this effortless neutral is interesting and inviting, beautifully complementing a multitude of color palettes, exterior finishes and landscaping associated with any residential or commercial architecture.*

Available in 5 profiles:


Bel Air · Golden Eagle · Ponderosa  
Capistrano · Malibu

*Get inspired and explore the possibilities!*

Brown Gray Range is:

- a timeless, earthy shade that will never feel dated, and is easily adaptable for every design style.
- perfectly balanced, grounded in both warm and cool tones, and pairs beautifully with such natural exterior elements as brick and stone accents, mixed metals, and wood finishes.
- harmonious and welcoming, correlating into a stunning roofscape that will undoubtedly elevate your curb appeal.

Learn more about our Color of the Year by visiting  
[eagleroofing.com/2022-color-of-the-year](http://eagleroofing.com/2022-color-of-the-year)



PANTONE  
WARM GRAY 11 C



PANTONE  
7530 C







## Flat Profiles

Limitless options without compromise, Eagle's Flat Tile profiles offer graceful beauty, rugged strength and enhanced curb appeal. Available in a vast array of colors from warm earth-inspired tones and cool grays to refreshing natural hues ranging from green to eggplant—its versatile appearance complements both traditional and modern architecture. Depending on the look you are after, our Flat Tiles can emulate the texture and style of natural materials such as wood shake, clay and slate – and are a more affordable alternative.

***See for yourself. Concrete roof tile never looked so good.***







Golden Eagle Staggered  
1699 Charcoal Range





# Bel Air

Sometimes, the beauty is in the simplicity of the design. As our most popular profile, Bel Air is a flat, smooth tile with tailored lines and a square butt that offers a sleek, elegant finish. Gorgeous on its own or paired with other finishes, Bel Air's versatility allows you to dramatically enhance your curb appeal by mixing materials and going heavier on other exterior elements such as pavers, stonework and landscaping. The choices are endless!

## Featured Product

### 4602 Concord Blend

*Blend of Charcoal, Tan*

One of our top selling colors, Concord Blend combines two contemporary neutrals to create a rich, classic design that easily shows off the different architectural elements of a home beautifully, without feeling too weighty or heavy.

Concord Blend is the perfect match for on-trend exterior paint colors like warm, creamy whites, as well as stony gray hues or gentle shades of green. It also complements any number of light to mid-range custom finishes including rock, stone, stucco, and plank.



CRRC#: 0918-0107

REF .15 EMI .92 SRI 14 A.REF .16 A.EMI .93 A.SRI 15







4602 Concord Blend  
Staggered



# Bel Air



**4502 Arcadia Canyon Brown** - Range of Dark Brown, Black Streaks  
CRRC 0918-0043 Ref.13 Emi.94 Sri 12 A.Ref.17 A.Emi.92 A.Sri 16



**4503 Sierra Madre** - Range of Charcoal, Black Streaks  
CRRC 0918-0111 Ref.11 Emi.92 Sri 9 A.Ref.12 A.Emi.92 A.Sri 10



**4520 Weathered Terracotta Flashed** - Range of Light Terracotta, Black, Red Streaks  
CRRC 0918-0038 Ref.19 Emi.93 Sri 19 A.Ref.20 A.Emi.92 A.Sri 20



**4530 Weathered Adobe** - Range of Tan, Rust Streaks  
CRRC 0918-0017 Ref.23 Emi.92 Sri 24 A.Ref.26 A.Emi.90 A.Sri 27



4634 Kings Canyon Blend  
Staggered





**4588 Garnet Brown Range** - Range of Dark Brown  
CRRC 0918-0108 Ref. **.12** Emi. **.91** Sri **9** A.Ref. **.13** A.Emi. **.93** A.Sri **12**



**4595 Dark Charcoal** - Hues of Dark Charcoal, Black Streaks  
CRRC 0918-0116 Ref. **.08** Emi. **.92** Sri **5** A.Ref. **.12** A.Emi. **.92** A.Sri **10**



**4602 Concord Blend** - Blend of Charcoal, Tan  
CRRC 0918-0107 Ref. **.15** Emi. **.92** Sri **14** A.Ref. **.16** A.Emi. **.93** A.Sri **15**



**4606 Vallejo Range** - Range of Dark Purple  
CRRC 0918-0048 Ref. **.15** Emi. **.92** Sri **14** A.Ref. **.18** A.Emi. **.91** A.Sri **17**



**4615 Weathered Terracotta Range** - Range of Terracotta  
CRRC 0918-0015 Ref. **.23** Emi. **.87** Sri **21** A.Ref. **.25** A.Emi. **.88** A.Sri **24**



**4621 Tehachapi Blend** - Blend of Tan, Orange, Dark Brown  
CRRC 0918-0052 Ref. **.18** Emi. **.89** Sri **16** A.Ref. **.19** A.Emi. **.92** A.Sri **19**



**4626 Rancho Cordova Blend** - Blend of Green, Gold, Purple  
CRRC 0918-0040 Ref. **.24** Emi. **.91** Sri **24** A.Ref. **.24** A.Emi. **.91** A.Sri **24**



**4634 Kings Canyon Blend** - Blend of Dark Green, Tan, Red and Black Streaks  
CRRC 0918-0044 Ref. **.13** Emi. **.94** Sri **12** A.Ref. **.17** A.Emi. **.92** A.Sri **16**



# Bel Air



**4636 Piedmont Blend** - Blend of Terracotta, Maroon, Brown  
CRRC 0918-0066 Ref.18 Emi.90 Sri 16 A.Ref.19 A.Emi.94 A.Sri 19



**4645 Sunrise Blend** - Blend of Terracotta, Brown  
CRRC 0918-0030 Ref.18 Emi.93 Sri 18 A.Ref.21 A.Emi.93 A.Sri 22



**4646 Sunset Blend** - Blend of Medium Terracotta, Brown  
CRRC 0918-0042 Ref.16 Emi.94 Sri 15 A.Ref.18 A.Emi.91 A.Sri 17



**4669 Grays Peak Range** - Range of Light Gray, Warm Grays, Dark Gray  
CRRC 0918-0128 Ref.19 Emi.94 Sri 20 A.Ref.19 A.Emi.94 A.Sri 20



**4671 Village Blend** - Blend of Peachy Tan, Taupe, Brown, Dark Brown  
CRRC 0918-0039 Ref.17 Emi.93 Sri 17 A.Ref.18 A.Emi.92 A.Sri 17



**4679 Light Gray Range** - Range of Light Gray  
CRRC 0918-0004 Ref.21 Emi.93 Sri 21 A.Ref.21 A.Emi.91 A.Sri 20



**4687 Brown Gray Range** - Range of Brown, Gray  
CRRC 0918-0028 Ref.15 Emi.91 Sri 13 A.Ref.16 A.Emi.92 A.Sri 15



**4689 Brown Range** - Range of Brown  
CRRC 0918-0026 Ref.15 Emi.92 Sri 14 A.Ref.17 A.Emi.93 A.Sri 17






**4690 Pewter Bronze Blend** - Blend of Pewter Gray, Gold  
 CRRC 0918-0060 Ref. **.17** Emi. **.91** Sri **15** A.Ref. **.17** A.Emi. **.92** A.Sri **16**



**4697 Slate Range** - Range of Charcoal  
 CRRC 0918-0046 Ref. **.15** Emi. **.94** Sri **15** A.Ref. **.17** A.Emi. **.92** A.Sri **16**



**4698 Kona Red Range** - Range of Red  
 CRRC 0918-0018 Ref. **.25** Emi. **.83** Sri **23** A.Ref. **.27** A.Emi. **.90** A.Sri **28**



**4702 Calabar Blend** - Range of Medium Brown, Rust Blend, Yellow Streaks  
 CRRC 0918-0063 Ref. **.18** Emi. **.88** Sri **15** A.Ref. **.20** A.Emi. **.92** A.Sri **20**



4636 Piedmont Blend



# Bel Air



**4713 Tiburon Blend** - Blend of Tan, Brown, Dark Green  
CRRC 0918-0121 Ref. [.17](#) Emi. [.93](#) Sri [17](#) A.Ref. [.18](#) A.Emi. [.93](#) A.Sri [18](#)



**4743 Cocoa Range** - Range of Dark Brown  
CRRC 0918-0106 Ref. [.12](#) Emi. [.91](#) Sri [9](#) A.Ref. [.14](#) A.Emi. [.93](#) A.Sri [13](#)



**4773 Walnut Creek Blend** - Blend of Tan, Orange, Dark Brown  
CRRC 0918-0037 Ref. [.20](#) Emi. [.94](#) Sri [21](#) A.Ref. [.23](#) A.Emi. [.91](#) A.Sri [23](#)



**4794 Coronado** - Range of Tan, Charcoal, Cream Streaks  
CRRC 0918-0016 Ref. [.27](#) Emi. [.94](#) Sri [29](#) A.Ref. [.29](#) A.Emi. [.88](#) A.Sri [29](#)



**4804 Rocklin Blend** - Blend of Brown, Light Brown, Mocha  
CRRC 0918-0101 Ref. [.18](#) Emi. [.94](#) Sri [18](#) A.Ref. [.21](#) A.Emi. [.94](#) A.Sri [22](#)



**4805 Evergreen** - Range of Moss Green, Brown and Black Streaks  
CRRC 0918-0096 Ref. [.27](#) Emi. [.93](#) Sri [29](#) A.Ref. [.25](#) A.Emi. [.93](#) A.Sri [27](#)




**4810 Avondale Blend** - Range of Brown, Gray, Natural Gray W/Streaks  
CRRC 0918-0094 Ref. [.13](#) Emi. [.95](#) Sri [13](#) A.Ref. [.15](#) A.Emi. [.94](#) A.Sri [15](#)




**4814 San Pablo Blend** - Blend of Golden Tan, Terracotta, Medium Brown, W/Streaks  
CRRC 0918-0092 Ref. [.23](#) Emi. [.93](#) Sri [24](#) A.Ref. [.24](#) A.Emi. [.95](#) A.Sri [26](#)





**4880 Shasta Blend** - Blend of Brown, Natural Gray, Tan, W/Streaks  
 CRRC 0918-0088 Ref.20 Emi.94 Sri 21 A.Ref.22 A.Emi.94 A.Sri 24



**4882 Manteca Blend** - Blend of Maroon, Brown, Mocha  
 CRRC 0918-0099 Ref.18 Emi.94 Sri 18 A.Ref.20 A.Emi.94 A.Sri 20



**4883 Hillsborough Blend** - Blend of Brown, Natural Gray, Light Brown, W/Streaks  
 CRRC 0918-0098 Ref.17 Emi.94 Sri 17 A.Ref.19 A.Emi.94 A.Sri 19



**4884 Alameda Range** - Range of Brown, Natural Gray  
 CRRC 0918-0095 Ref.16 Emi.94 Sri 16 A.Ref.18 A.Emi.94 A.Sri 18



4595 Dark Charcoal



# Bel Air



**SCB 8402 Santa Cruz Blend** - Blend of Tan, Reddish Brown, Brown  
CRRC 0918-0058 Ref. **.14** Emi. **.89** Sri **11** A.Ref. **.17** A.Emi. **.92** A.Sri **16**



**SCB 8708 Del Oro Blend** - Blend of Terracotta, Gold, Tan, Brown  
CRRC 0918-0075 Ref. **.14** Emi. **.90** Sri **11** A.Ref. **.17** A.Emi. **.92** A.Sri **17**



**SCB 8802 Nantucket Blend** - Blend of Gray, Tan, Brown  
CRRC 0918-0065 Ref. **.14** Emi. **.88** Sri **11** A.Ref. **.16** A.Emi. **.92** A.Sri **15**



**SCB 8805 Seattle Blend** - Blend of Green, Taupe, Gray  
CRRC 0918-0036 Ref. **.15** Emi. **.94** Sri **14** A.Ref. **.16** A.Emi. **.92** A.Sri **15**



**SCB 8823 Pebble Beach Blend** - Blend of Pewter Gray, Gold, Rosy Brown  
CRRC 0918-0120 Ref. **.19** Emi. **.92** Sri **19** A.Ref. **.19** A.Emi. **.92** A.Sri **19**



**SCB 8825 Corona Del Mar Blend** - Blend of Dark Brown, Tan, Maroon, Brown Streaks  
CRRC 0918-0074 Ref. **.14** Emi. **.90** Sri **12** A.Ref. **.17** A.Emi. **.92** A.Sri **16**




**SCB 8826 Augusta Blend** - Blend of Grayish Brown, Tan, Maroon  
CRRC 0918-0105 Ref. **.19** Emi. **.91** Sri **18** A.Ref. **.18** A.Emi. **.94** A.Sri **18**



**SCB 8827 Tacoma Blend** - Blend of Brown, Gray, Taupe  
CRRC 0918-0047 Ref. **.15** Emi. **.92** Sri **14** A.Ref. **.18** A.Emi. **.91** A.Sri **17**





**SCB 8830 Albuquerque Blend** - Blend of Dark Brown, Terracotta, Maroon  
CRRC 0918-0050 Ref. **.17** Emi. **.90** Sri **15** A.Ref. **.19** A.Emi. **.92** A.Sri **19**



**SMB 8403 Santa Barbara Blend** - Blend of Light, Dark Terracotta, Mauve, Dark Beige  
CRRC 0918-0056 Ref. **.22** Emi. **.92** Sri **22** A.Ref. **.24** A.Emi. **.92** A.Sri **24**



**SMB 8816 San Gabriel Blend** - Blend of Golden Yellow, Maroon  
CRRC 0918-0034 Ref. **.15** Emi. **.93** Sri **14** A.Ref. **.18** A.Emi. **.91** A.Sri **17**



**SMB 8820 Santa Clara Blend** - Blend of Red, Orange, Beige  
CRRC 0918-0021 Ref. **.21** Emi. **.83** Sri **17** A.Ref. **.23** A.Emi. **.91** A.Sri **23**



**SMB 8822 San Buenaventura** - Range of Clay Red  
CRRC 0918-0067 Ref. **.24** Emi. **.87** Sri **23** A.Ref. **.23** A.Emi. **.92** A.Sri **24**



SCB 8826 Augusta Blend





# Bel Air Copper

Introducing our new Copper Series featured in our beautiful Bel Air profile. Inspired by the vintage look of semi-weathered slate, this collection of roof tiles mimic some of the old-world, aged roofscapes seen throughout Europe.

Our Bel Air Copper comes in a splendid selection of earthy colors with distinctive but subtle, rust-colored streaks, to give it a splash of red-orange luster, without being overpowering.

The clean defined lines and warm finish of this roof tile will add elegance, beauty, and a uniqueness to many different styles of residential, commercial, and historical properties.



**SRB 4666 Grass Valley Range Copper** - Range of Dark Greens, Rust Streaks  
CRRC 0918-0124 Ref.15 Emi.94 Sri 15 A.Ref.17 A.Emi.94 A.Sri 17



**SRB 4669 Grays Peak Range Copper** - Range of Light Gray, Warm Grays, Dark Gray, Rust Streaks  
CRRC 0918-0122 Ref.15 Emi.93 Sri 14 A.Ref.17 A.Emi.93 A.Sri 17





**SRB 8828 Bridgeport Blend Copper** - Blend of Grays, Taupe, Brown, Black, Rust Streaks  
CRRC 0918-0119 Ref.14 Emi.92 Sri 12 A.Ref.16 A.Emi.92 A.Sri 14



# Staggered Installation

*Installing flat tile with a staggered exposure is an easy way to give a home an “Old World” look. While staggered exposure tiles are a natural fit for architectural styles like English Cottage and French Country, this unique look can breathe new life into homes of many varied styles.*



**It is vitally important that the professional roofing contractor plans the entire roof layout prior to installing tiles, taking into consideration the weight and waste.**

Approximately half of the tiles on a staggered roof will have a shorter exposure than the other half. It will be essential to calculate the additional tiles required to create a unique staggered exposure roof prior to ordering product. Whether installing a staggered exposure tile roof with battens or without, it is imperative to make proper measurements when preparing the roof for installation. The first course at the eave will be installed normally with a standard exposure. The staggered exposure begins at the second course.

If battens are utilized, the staggered exposure is achieved by installing partial battens (no greater than 12” in length) immediately above the primary course battens beginning on the second course (as seen in upper inset illustration). The tiles with the shorter exposure will hang on the higher partial batten (see image). If a direct-to-deck application is utilized (no battens), a second set of chalk lines will be marked at each course, one line for the normal exposure and one for the staggered exposure tiles. This is based on a 1” stagger.

**One more consideration is the water channel at the left side of the tile.** The bottom of the water channel will be visible. Leaving this portion of the water channel exposed can detract from the desired look of the staggered roof, especially on steeper roof pitches where a majority of the face of each tile will be visible. If desired, exposed channel can be removed using a saw and/or tile nippers (as seen in lower inset illustration).

In the end, you can rest assured that flat tile with a staggered exposure will create an overall beautiful, unique look to your project.

***Please note that although aesthetically stunning, staggered installations are extremely complicated and may cause layout and waterproofing complications. Your Roofing Contractor is ultimately responsible for the planning and proper installation of the tile.***





# Estate

If you like the simplicity of the Bel Air profile but are looking to add a little more dimension to your roof, then the Estate profile is the ideal choice. Fine coarse lines and a more defined edge provides texture and nuanced beauty to your outdoor space, perfectly complementing any architectural style—both residential and commercial.

## Featured Product

### SHE 8715 Roanoke Blend

*Blend of Light Gray, Dark Gray, Gold, Taupe*

Extremely versatile, Roanoke Blend combines two popular neutrals, gray and taupe, and is beautifully accented by a warm gold pop of color. This palette can serve as the foundation for a dazzling monochromatic exterior color scheme paired with lighter toned custom finishes or one filled with bold, rich colors that will add a sense of contrast.

In the Estate profile, Roanoke Blend is a spectacular roofscape that provides depth and personality, making it a great choice for most architectural design projects.



CRRC#: 0918-0081

REF .17 EMI .89 SRI 15 A.REF .19 A.EMI .93 A.SRI 19




**SHE 8704 Lehigh Blend** - Blend of Natural Gray, Light Gray, Charcoal  
CRRC 0918-0046 Ref.15 EMI .94 SRI 15 A.Ref.17 A.EMI .92 A.Sri 16



**SHE 8773 Walnut Creek Blend** - Blend of Tan, Orange, Dark Brown  
CRRC 0918-0037 Ref.20 EMI .94 SRI 21 A.Ref.23 A.EMI .91 A.Sri 23







# Golden Eagle

Emulating an upgraded wood shake look, the Golden Eagle profile combines a smooth, flat surface with a partial broom swept texture that immediately grabs your attention. This beautiful, uniform appearance allows you to create an intriguing design that welcomes many different residential styles from French Provincial to Cozy Cottage to Beach and Coastal. This profile is available in rich, neutral shades which will definitely make a home more inviting!

## Featured Product

### 1634 Kings Canyon Blend

*Blend of Dark Green, Tan, Red and Black Streaks*

True to its California National Park namesake, Kings Canyon Blend highlights the hues found in its Giant Sequoia and Redwood forests, lush grass, and earth laden meadows. It also encompasses the majestic gray and black streaked granite faces and peaks of the Sierra Nevada Mountains.

Kings Canyon Blend's complex forested hues harmonize nicely with natural woodwork or siding, grey-taupe stone or red brick, and subtle shades of olive and brown exterior paints.



CRRC#: 0918-0044

REF .13 EMI .94 SRI 12 A.REF .17 A.EMI .92 A.SRI 16



**1687 Brown Gray Range** - Range of Brown, Gray

CRRC 0918-0028 Ref .15 EMI .91 SRI 13 A.Ref .16 A.EMI .92 A.SRI 15



**1699 Charcoal Range** - Range of Gray

CRRC 0918-0046 Ref .15 EMI .94 SRI 15 A.Ref .17 A.EMI .92 A.SRI 16



1634 Kings Canyon Blend





# Ponderosa

A more durable and affordable alternative to wood shake, our Ponderosa concrete roof tile has beautifully textured shadow lines that graze its surface to deliver a truly rustic and natural wood appearance. If you are seeking remarkable curb appeal, a Ponderosa tile roof will complement many architectural styles including Prairie, Craftsman and Bungalow, to name a few.

## Featured Product

### SCP 8801 New Orleans Blend

*Blend of Green, Brown, Gray*

Dark and earthy, New Orleans Blend will wrap your home in natural warmth. The dramatic tones add sophisticated beauty to your roofscape while serving as a stunning, organic backdrop for creative accents and architectural features. Let nature be your inspiration by pairing it with rich clays, lush greens, or oaky browns. Or perhaps a buttery yellow or creamy white, which will instantly add contrast and freshness to your design.

A gorgeous blend of green, brown and gray, this muted color palette is timeless, elegant and offers serious curb appeal. Make your mark in the neighborhood with an Eagle concrete tile roof in New Orleans Blend.




CRRC#: 0918-0125

REF .13 EMI .94 SRI 12 A.REF .15 A.EMI .94 A.SRI 15



**5502 Arcadia Canyon Brown** - Range of Dark Brown, Black Streaks

CRRC 0918-0043 Ref.13 EMI.94 Sri 12 A.Ref.17 A.Emi.92 A.Sri 16



**5503 Sierra Madre** - Range of Charcoal, Black Streaks

CRRC 0918-0111 Ref.11 EMI.92 Sri 9 A.Ref.12 A.Emi.92 A.Sri 10



SCP 8801 New Orleans Blend



# Ponderosa



**5504 New Cedar** - Range of Tan, Brown Streaks  
CRRC 0918-0110   Ref .15   Emi .92   Sri 14   A.Ref .17   A.Emi .92   A.Sri 16



**5530 Weathered Adobe** - Range of Tan, Rust Streaks  
CRRC 0918-0017   Ref .23   Emi .92   Sri 24   A.Ref .26   A.Emi .90   A.Sri 27



**5532 Weathered Terracotta** - Range of Terracotta, Gold Flashed  
CRRC 0918-0014   Ref .24   Emi .88   Sri 23   A.Ref .26   A.Emi .88   A.Sri 26



**5552 Canyon Gray** - Range of Fawn Gray, Purple, Gray Streaks  
CRRC 0918-0073   Ref .13   Emi .90   Sri 10   A.Ref .15   A.Emi .92   A.Sri 13



5687 Brown Gray Range




5502 Arcadia Canyon Brown



**5557 Live Oak** - Range of Rosy Brown, Dark Brown Streaks  
CRRC 0918-0061 Ref. **.18** Emi. **.90** Sri **16** A.Ref. **.18** A.Emi. **.92** A.Sri **17**



**5582 Fawn Gray Flashed** - Range of Gray, Yellow Streaks  
CRRC 0918-0113 Ref. **.16** Emi. **.93** Sri **15** A.Ref. **.16** A.Emi. **.94** A.Sri **16**



**5595 Dark Charcoal** - Hues of Dark Charcoal, Black Streaks  
CRRC 0918-0116 Ref. **.08** Emi. **.92** Sri **5** A.Ref. **.12** A.Emi. **.92** A.Sri **10**



**5602 Concord Blend** - Blend of Charcoal, Tan  
CRRC 0918-0107 Ref. **.15** Emi. **.92** Sri **14** A.Ref. **.16** A.Emi. **.93** A.Sri **15**



# Ponderosa



**5634 Kings Canyon Blend** - Blend of Dark Green, Tan, Red and Black Streaks  
CRRC 0918-0044 Ref.13 Emi.94 Sri 12 A.Ref.17 A.Emi.92 A.Sri 16



**5636 Piedmont Blend** - Blend of Terracotta, Maroon, Brown  
CRRC 0918-0066 Ref.18 Emi.90 Sri 16 A.Ref.19 A.Emi.94 A.Sri 19



**5645 Sunrise Blend** - Blend of Terracotta, Brown  
CRRC 0918-0030 Ref.18 Emi.93 Sri 18 A.Ref.21 A.Emi.93 A.Sri 22



**5671 Village Blend** - Blend of Peachy Tan, Taupe, Brown, Dark Brown  
CRRC 0918-0039 Ref.17 Emi.93 Sri 17 A.Ref.18 A.Emi.92 A.Sri 17



**5679 Light Gray Range** - Range of Light Gray  
CRRRC 0918-0004 Ref. **.21** Emi. **.93** Sri **21** A.Ref. **.21** A.Emi. **.91** A.Sri **20**




**5687 Brown Gray Range** - Range of Brown, Gray  
CRRRC 0918-0028 Ref. **.15** Emi. **.91** Sri **13** A.Ref. **.16** A.Emi. **.92** A.Sri **15**



**5689 Brown Range** - Range of Brown  
CRRRC 0918-0026 Ref. **.15** Emi. **.92** Sri **14** A.Ref. **.17** A.Emi. **.93** A.Sri **17**



**5690 Pewter Bronze Blend** - Blend of Pewter Gray, Gold  
CRRRC 0918-0060 Ref. **.17** Emi. **.91** Sri **15** A.Ref. **.17** A.Emi. **.92** A.Sri **16**




**5699 Charcoal Range** - Range of Gray  
CRRRC 0918-0046 Ref. **.15** Emi. **.94** Sri **15** A.Ref. **.17** A.Emi. **.92** A.Sri **16**



**5702 Calabar Blend** - Range of Medium Brown, Rust Blend, Yellow Streaks  
CRRRC 0918-0063 Ref. **.18** Emi. **.88** Sri **15** A.Ref. **.20** A.Emi. **.92** A.Sri **20**



**5743 Cocoa Range** - Range of Dark Brown  
CRRRC 0918-0106 Ref. **.12** Emi. **.91** Sri **9** A.Ref. **.14** A.Emi. **.93** A.Sri **13**



**5804 Rocklin Blend** - Blend of Brown, Light Brown, Mocha  
CRRRC 0918-0101 Ref. **.18** Emi. **.94** Sri **18** A.Ref. **.21** A.Emi. **.94** A.Sri **22**



# Ponderosa



**5808 Tombstone Blend** - Blend of Pewter Gray, Bronze, Tan W/Streaks  
CRRC 0918-0097   Ref .17   Emi .95   Sri 17   A.Ref.19   A.Emi.94   A.Sri 20



**5809 Lomita Range** - Range of Light Brown, Medium Brown, Maroon  
CRRC 0918-0093   Ref .15   Emi .95   Sri 15   A.Ref.18   A.Emi.94   A.Sri 18




**5810 Avondale Blend** - Range of Brown, Gray, Natural Gray W/Streaks  
CRRC 0918-0094   Ref .13   Emi .95   Sri 13   A.Ref.15   A.Emi.94   A.Sri 15



**5880 Shasta Blend** - Blend of Brown, Natural Gray, Tan, W/Streaks  
CRRC 0918-0088   Ref .20   Emi .94   Sri 21   A.Ref.22   A.Emi.94   A.Sri 24



**SCP 8801 New Orleans Blend** - Blend of Green, Brown, Gray  
CRRC 0918-0125   Ref .13   Emi .94   Sri 12   A.Ref.15   A.Emi.94   A.Sri 15




**SCP 8802 Nantucket Blend** - Blend of Gray, Tan, Brown  
CRRC 0918-0065   Ref .14   Emi .88   Sri 11   A.Ref.16   A.Emi.92   A.Sri 15



**SCP 8803 Arlington Blend** - Blends of Gray, Tan, Taupe, Brown  
CRRC 0918-0071   Ref .13   Emi .89   Sri 10   A.Ref.16   A.Emi.92   A.Sri 14



**SCP 8804 Hershey Blend** - Blend of Reddish Brown, Taupe, Dark Brown  
CRRC 0918-0078   Ref .12   Emi .89   Sri 8   A.Ref.13   A.Emi.94   A.Sri 13



**SCP 8805 Seattle Blend** - Blend of Green, Taupe, Gray  
CRRC 0918-0036 Ref. **.15** Emi. **.94** Sri **14** A.Ref. **.16** A.Emi. **.92** A.Sri **15**



**SHP 8707 Sierra Blend** - Blend of Tan, Dark Brown, Reddish Brown  
CRRC 0918-0070 Ref. **.14** Emi. **.90** Sri **11** A.Ref. **.16** A.Emi. **.92** A.Sri **15**



**SHP 9713 Tiburon Blend** - Blend of Tan, Brown, Dark Green  
CRRC 0918-0121 Ref. **.17** Emi. **.93** Sri **17** A.Ref. **.18** A.Emi. **.93** A.Sri **18**







# Tapered Slate

Our Tapered Slate concrete roof tile features a beautiful smooth texture, beveled sides and an aggressive chamfered edge treatment that highlights the inherent beauty of traditional slate. Colors range from a variety of timeless earth tones to mottled shades of purple and green, producing a brilliant roof that exudes curb appeal. This elegant and enduring roofing material will complement almost any type of residential architecture, as well as historic buildings, churches, universities, municipalities and more.

## Featured Product

### 49595 Dark Charcoal

*Hues of Dark Charcoal, Black Streaks*


A sophisticated alternative to black, Dark Charcoal is a universal shade that fits modern styles as well as traditional and contemporary architecture. It is also a great foundational color that allows you to create endless exterior color palettes. Consider a cool scheme featuring blues and greens or integrate warmer hues like red. For a beautiful contrast, white provides a clean, crisp look.

Dark Charcoal in our Tapered Slate profile provides a classy and unique appearance that will beautifully transform your most important investment.



CRRC#: 0918-0116

REF .08 EMI .92 SRI 5 A.REF .12 A.EMI .92 A.SRI 10



**49220 Amethyst Blend** - Blends of Purple, Tan, Grays

CRRC 0918-0123 Ref .13 EMI .94 SRI 12 A.REF .16 A.EMI .94 A.SRI 15



**49621 Tehachapi Blend** - Blend of Tan, Orange, Dark Brown

CRRC 0918-0052 Ref .18 EMI .89 SRI 16 A.REF .19 A.EMI .92 A.SRI 19





49595 Dark Charcoal



# Tapered Slate



**49595 Dark Charcoal** - Hues of Dark Charcoal, Black Streaks  
CRRC 0918-0116 Ref.08 Emi.92 Sri 5 A.Ref.12 A.Emi.92 A.Sri 10



**49655 Mount Dora Blend** - Blend of Gray, White, Black Streaks  
CRRC 0918-0109 Ref.17 Emi.93 Sri 16 A.Ref.19 A.Emi.94 A.Sri 20



**49785 Clay Springs** - Hues of Dark Brown, Golden Brown, Yellow Flashed  
CRRC 0918-0126 Ref.17 Emi.94 Sri 17 A.Ref.18 A.Emi.94 A.Sri 18



**49801 New Orleans Blend** - Blend of Green, Brown, Gray  
CRRC 0918-0125 Ref.13 Emi.94 Sri 12 A.Ref.15 A.Emi.94 A.Sri 15






# Tapered Slate Copper

Part of our new Copper Series, Tapered Slate Copper takes the appearance of European aged slate to the next level with its subtle, rust-colored streaks serving as an additional accent to the roof tile's overall innate beauty.


Offered in muted to vibrant multi-colored blends infused with copper-inspired tones, Textured Slate Copper is the epitome of understated glamour, exquisitely enhancing the architectural style of your home or high-value property.



**49626R Rancho Cordova Blend Copper** - Blend of Green, Gold, Purple, Rust Streaks  
CRRC 0918-0118 Ref. [.19](#) Emi. [.93](#) Sri [19](#) A.Ref. [.19](#) A.Emi. [.93](#) A.Sri [19](#)



**49882R Manteca Blend Copper** - Blend of Maroon, Brown, Mocha, Rust Streaks  
CRRC 0918-0127 Ref. [.14](#) Emi. [.94](#) Sri [14](#) A.Ref. [.16](#) A.Emi. [.94](#) A.Sri [16](#)



**49758R Sterling Amber Blend Copper** - Blend of Purple, Tan, Gray, Rust Streak  
CRRC 0918-0129 Ref. [.16](#) Emi. [.94](#) Sri [15](#) A.Ref. [.17](#) A.Emi. [.94](#) A.Sri [17](#)





## *High & Medium Profiles*

**Inspiration that will move you...** Eagle's high and medium barrel shaped profiles exude rich colors, unmatched aesthetics and timeless elegance. Whether you are looking to emulate the authentic look of Spanish tile in the Old World or wish for a more contemporary style while mirroring the Mediterranean appearance found in the roofscapes of Italy, France and Greece; you can rest assured that your curb appeal will be the envy of everyone in your neighborhood.











# Capistrano

A high S-profile, our Capistrano is semi-cylindrical and is the most traditionally recognized of all tile profiles. A style icon, this centuries-old design perfectly complements Spanish and Italian architecture and pairs beautifully with stucco, stone and brick siding. However, its stunning good looks extend far beyond these influences and can be found in about every style of building from residential and commercial to military and institutional structures throughout the United States and Canada.

## Featured Product

### SCC 8830 Albuquerque Blend

*Blend of Dark Brown, Terracotta, Maroon*

Exuding natural warmth, Albuquerque Blend features a deep, rich terracotta along with dark brown touches that brings an air of modernness, while the hints of maroon add depth to the overall roofscape. This earthy finish works well with a wide variety of different schemes.

For a Mediterranean feel, pair our roof tile with a crisp white or light beige base for a beautiful contrast, or a taupe with green undertones for a winning combination. Desiring a balanced and harmonious effect? This spicy color really pops against softer shades like a denim blue or a pale sage exterior.



CRRC#: 0918-0050

REF .17 EMI .90 SRI 15 A.REF .19 A.EMI .92 A.SRI 19





SCC 8830 Albuquerque Blend



# Capistrano



**3520 Weathered Terracotta Flashed** - Range of Light Terracotta, Black, Red Streaks  
CRRC 0918-0038 Ref.19 Emi.93 Sri 19 A.Ref.20 A.Emi.92 A.Sri 20



**3522 Terracotta Flashed** - Range of Terracotta, Black Streaks  
CRRC 0918-0033 Ref.19 Emi.93 Sri 19 A.Ref.21 A.Emi.91 A.Sri 20



**3526 Valencia** - Range of Red Orange, Brown Streaks  
CRRC 0918-0053 Ref.19 Emi.89 Sri 17 A.Ref.20 A.Emi.92 A.Sri 20



**3530 Weathered Adobe** - Range of Tan, Rust Streaks  
CRRC 0918-0017 Ref.23 Emi.92 Sri 24 A.Ref.26 A.Emi.90 A.Sri 27



3581 Arcadia Canyon Brown



**3532 Weathered Terracotta** - Range of Terracotta, Gold Flashed  
CRRC 0918-0014 Ref. **.24** Emi. **.88** Sri **23** A.Ref. **.26** A.Emi. **.88** A.Sri **26**



**3581 Arcadia Canyon Brown** - Range of Dark Brown, Black Streaks  
CRRC 0918-0043 Ref. **.13** Emi. **.94** Sri **12** A.Ref. **.17** A.Emi. **.92** A.Sri **16**



**3595 Dark Charcoal** - Hues of Dark Charcoal, Black Streaks  
CRRC 0918-0116 Ref. **.08** Emi. **.92** Sri **5** A.Ref. **.12** A.Emi. **.92** A.Sri **10**



**3602 Concord Blend** - Blend of Charcoal, Tan  
CRRC 0918-0107 Ref. **.15** Emi. **.92** Sri **14** A.Ref. **.16** A.Emi. **.93** A.Sri **15**



**3605 San Benito Blend** - Blend of Terracotta, Light Brown  
CRRC 0918-0031 Ref. **.20** Emi. **.92** Sri **20** A.Ref. **.21** A.Emi. **.91** A.Sri **21**



**3606 Vallejo Range** - Range of Dark Purple  
CRRC 0918-0048 Ref. **.15** Emi. **.92** Sri **14** A.Ref. **.18** A.Emi. **.91** A.Sri **17**



**3628 Knoxville Blend** - Blend of Gray, Red, Terracotta, Light Brown, Black Streaking  
CRRC 0918-0100 Ref. **.20** Emi. **.93** Sri **21** A.Ref. **.21** A.Emi. **.95** A.Sri **23**



**3634 Kings Canyon Blend** - Blend of Dark Green, Tan, Red and Black Streaks  
CRRC 0918-0044 Ref. **.13** Emi. **.94** Sri **12** A.Ref. **.17** A.Emi. **.92** A.Sri **16**



# Capistrano



**3636 Piedmont Blend** - Blend of Terracotta, Maroon, Brown  
CRRC 0918-0066 Ref.18 Emi.90 Sri 16 A.Ref.19 A.Emi.94 A.Sri 19



**3645 Sunrise Blend** - Blend of Terracotta, Brown  
CRRC 0918-0030 Ref.18 Emi.93 Sri 18 A.Ref.21 A.Emi.93 A.Sri 22



**3646 Sunset Blend** - Blend of Medium Terracotta, Brown  
CRRC 0918-0042 Ref.16 Emi.94 Sri 15 A.Ref.18 A.Emi.91 A.Sri 17



**3655 Mount Dora Blend** - Blend of Gray, White, Black Streaks  
CRRC 0918-0109 Ref.17 Emi.93 Sri 16 A.Ref.19 A.Emi.94 A.Sri 20



**3680 Los Padres Blend** - Blend of Terracotta, Tan, Gray  
CRRC 0918-0013 Ref.24 Emi.91 Sri 25 A.Ref.24 A.Emi.91 A.Sri 25



**3687 Brown Gray Range** - Range of Brown, Gray  
CRRC 0918-0028 Ref.15 Emi.91 Sri 13 A.Ref.16 A.Emi.92 A.Sri 15



**3689 Brown Range** - Range of Brown  
CRRC 0918-0026 Ref.15 Emi.92 Sri 14 A.Ref.17 A.Emi.93 A.Sri 17



**3697 Slate Range** - Range of Charcoal  
CRRC 0918-0046 Ref.15 Emi.94 Sri 15 A.Ref.17 A.Emi.92 A.Sri 16



3680 Los Padres Blend



**3698 Kona Red Range** - Range of Red  
CRRC 0918-0018 Ref. **.25** Emi. **.83** Sri **23** A.Ref. **.27** A.Emi. **.90** A.Sri **28**



**3702 Calabar Blend** - Range of Medium Brown, Rust Blend, Yellow Streaks  
CRRC 0918-0063 Ref. **.18** Emi. **.88** Sri **15** A.Ref. **.20** A.Emi. **.92** A.Sri **20**



**3723 Adobe Blend** - Blend of Maroon, Terracotta, Gray, Gold  
CRRC 0918-0045 Ref. **.17** Emi. **.92** Sri **16** A.Ref. **.17** A.Emi. **.91** A.Sri **16**



**3743 Cocoa Range** - Range of Dark Brown  
CRRC 0918-0106 Ref. **.12** Emi. **.91** Sri **9** A.Ref. **.14** A.Emi. **.93** A.Sri **13**



# Capistrano



**3773 Walnut Creek Blend** - Blend of Tan, Orange, Dark Brown  
CRRC 0918-0037 Ref.20 Emi.94 Sri 21 A.Ref.23 A.Emi.91 A.Sri 23



**3794 Coronado** - Range of Tan, Charcoal, Cream Streaks  
CRRC 0918-0016 Ref.27 Emi.94 Sri 29 A.Ref.29 A.Emi.88 A.Sri 29



**3804 Rocklin Blend** - Blend of Brown, Light Brown, Mocha  
CRRC 0918-0101 Ref.18 Emi.94 Sri 18 A.Ref.21 A.Emi.94 A.Sri 22



**3813 San Mateo Blend** - Blend of Brown, Red, Tan, Light Terracotta  
CRRC 0918-0090 Ref.19 Emi.93 Sri 18 A.Ref.20 A.Emi.95 A.Sri 22





**3814 San Pablo Blend** - Blend of Golden Tan, Terracotta, Medium Brown, W/Streaks  
CRRC 0918-0092 Ref. **.23** Emi. **.93** Sri **24** A.Ref. **.24** A.Emi. **.95** A.Sri **26**



**3815 Red Bluff Blend** - Blend of Maroon, Mocha, Terracotta, W/Streaks  
CRRC 0918-0089 Ref. **.22** Emi. **.93** Sri **23** A.Ref. **.22** A.Emi. **.94** A.Sri **23**



**3816 San Ramon Range** - Range of Dark Brown, Tan, Terracotta, Light Terracotta  
CRRC 0918-0091 Ref. **.19** Emi. **.94** Sri **19** A.Ref. **.21** A.Emi. **.95** A.Sri **22**



**3817 La Salle Blend** - Blend of Bright Orange, Brown and Tan  
CRRC 0918-0104 Ref. **.25** Emi. **.91** Sri **25** A.Ref. **.25** A.Emi. **.93** A.Sri **26**



3816 San Ramon Range



# Capistrano



**38709 Davenport Blend** - Blend of Maroon, Light Terracotta  
CRRC 0918-0076 Ref.17 Emi.88 Sri 13 A.Ref.18 A.Emi.91 A.Sri 17



**SCC 8806 Tucson Blend** - Blend of Tan, Terracotta, Mauve  
CRRC 0918-0085 Ref.20 Emi.88 Sri 18 A.Ref.19 A.Emi.92 A.Sri 19



**SCC 8823 Pebble Beach Blend** - Blend of Pewter Gray, Gold, Rosy Brown  
CRRC 0918-0120 Ref.19 Emi.92 Sri 19 A.Ref.19 A.Emi.92 A.Sri 19




**SCC 8825 Corona Del Mar Blend** - Blend of Dark Brown, Tan, Maroon, Brown Streaks  
CRRC 0918-0074 Ref.14 Emi.90 Sri 12 A.Ref.17 A.Emi.92 A.Sri 16




SMC 8402 Santa Cruz Blend



SCC 8829 Santa Fe Blend



**SCC 8829 Santa Fe Blend** - Blend of Orange, Maroon, Dark Brown, Terracotta  
CRRC 0918-0115 Ref. **.13** Emi. **.91** Sri **11** A.Ref. **.15** A.Emi. **.91** A.Sri **13**



**SCC 8830 Albuquerque Blend** - Blend of Dark Brown, Terracotta, Maroon  
CRRC 0918-0050 Ref. **.17** Emi. **.90** Sri **15** A.Ref. **.19** A.Emi. **.92** A.Sri **19**



**SHC 8709 El Morado Blend** - Blend of Terracotta, Burgundy  
CRRC 0918-0076 Ref. **.17** Emi. **.88** Sri **13** A.Ref. **.18** A.Emi. **.91** A.Sri **17**



**SMC 8401 San Miguel Blend** - Blend of Dark Chocolate Brown, Taupe, Rosy Brown  
CRRC 0918-0114 Ref. **.11** Emi. **.93** Sri **9** A.Ref. **.14** A.Emi. **.93** A.Sri **13**



# Capistrano



**SMC 8402 Santa Cruz Blend** - Blend of Tan, Reddish Brown, Brown  
CRRC 0918-0058 Ref.14 Emi.89 Sri 11 A.Ref.17 A.Emi.92 A.Sri 16



**SMC 8403 Santa Barbara Blend** - Blend of Light, Dark Terracotta, Mauve, Dark Beige  
CRRC 0918-0056 Ref.22 Emi.92 Sri 22 A.Ref.24 A.Emi.92 A.Sri 24



**SMC 8404 San Juan Blend** - Blend of Peach, Tan, Terracotta  
CRRC 0918-0012 Ref.30 Emi.85 Sri 30 A.Ref.33 A.Emi.90 A.Sri 36 LEED



**SMC 8816 San Gabriel Blend** - Blend of Golden Yellow, Maroon  
CRRC 0918-0034 Ref.15 Emi.93 Sri 14 A.Ref.18 A.Emi.91 A.Sri 17



**SMC 8820 Santa Clara Blend** - Blend of Red, Orange, Beige  
CRRC 0918-0021 Ref.21 Emi.83 Sri 17 A.Ref.23 A.Emi.91 A.Sri 23



**SMC 8822 San Buenaventura** - Range of Clay Red  
CRRC 0918-0067 Ref.24 Emi.87 Sri 23 A.Ref.23 A.Emi.92 A.Sri 24



3636 Piedmont Blend





# Malibu

Malibu concrete roof tiles are medium-height tiles with a double-S shape aesthetic. Its gentle curves create a gorgeous roofline that easily complements modern architectural designs and large buildings. It's particularly effective on distinctive homes, apartments, hotels, places of worship and commercial structures. It's the best of both worlds, where Mediterranean meets Contemporary.

## Featured Product

### 2645 Sunrise Blend

*Blend of Terracotta and Brown*

Exuding a bit of an Old World flair, Sunrise Blend is a gorgeous blend of terracotta and brown that beautifully complements Mediterranean and Spanish influenced architectural styles. The colors found in the roof tile plays well with both cool and warm tones giving you endless options. Consider light neutrals, such as white, taupe and beige for your exterior. For a more contemporary and elegant look, a soft gray would provide a luminous effect. Another beautiful color combination? Adding a muted shade of yellow for a warm, inviting space.



CRRC#: 0918-0030

REF .18 EMI .93 SRI 18 A.REF .21 A.EMI .93 A.SRI 22



**2520 Weathered Terracotta Flashed** - Range of Light Terracotta, Black, Red Streaks  
CRRC 0918-0038 Ref.19 EMI.93 Sri 19 A.Ref.20 A.EMI.92 A.Sri 20



**2522 Terracotta Flashed** - Range of Terracotta, Black Streaks  
CRRC 0918-0033 Ref.19 EMI.93 Sri 19 A.Ref.21 A.EMI.91 A.Sri 20



2645 Sunrise Blend



**2526 Valencia** - Range of Red Orange, Brown Streaks  
CRRC 0918-0053 Ref.19 Emi.89 Sri 17 A.Ref.20 A.Emi.92 A.Sri 20



**2530 Weathered Adobe** - Range of Tan, Rust Streaks  
CRRC 0918-0017 Ref.23 Emi.92 Sri 24 A.Ref.26 A.Emi.90 A.Sri 27



# Malibu



2581 Arcadia Canyon Brown



**2532 Weathered Terracotta** - Range of Terracotta, Gold Flashed  
CRRC 0918-0014 Ref.24 Emi.88 Sri 23 A.Ref.26 A.Emi.88 A.Sri 26



**2581 Arcadia Canyon Brown** - Range of Dark Brown, Black Streaks  
CRRC 0918-0043 Ref.13 Emi.94 Sri 12 A.Ref.17 A.Emi.92 A.Sri 16



**2595 Dark Charcoal** - Hues of Dark Charcoal, Black Streaks  
CRRC 0918-0116 Ref.08 Emi.92 Sri 5 A.Ref.12 A.Emi.92 A.Sri 10



**2602 Concord Blend** - Blend of Charcoal, Tan  
CRRC 0918-0107 Ref.15 Emi.92 Sri 14 A.Ref.16 A.Emi.93 A.Sri 15





**2605 San Benito Blend** - Blend of Terracotta, Light Brown  
CRRC 0918-0031 Ref.20 Emi.92 Sri 20 A.Ref.21 A.Emi.91 A.Sri 21



**2606 Vallejo Range** - Range of Dark Purple  
CRRC 0918-0048 Ref.15 Emi.92 Sri 14 A.Ref.18 A.Emi.91 A.Sri 17



**2634 Kings Canyon Blend** - Blend of Dark Green, Tan, Red and Black Streaks  
CRRC 0918-0044 Ref.13 Emi.94 Sri 12 A.Ref.17 A.Emi.92 A.Sri 16



**2636 Piedmont Blend** - Blend of Terracotta, Maroon, Brown  
CRRC 0918-0066 Ref.18 Emi.90 Sri 16 A.Ref.19 A.Emi.94 A.Sri 19





# Malibu



**2645 Sunrise Blend** - Blend of Terracotta, Brown  
CRRC 0918-0030 Ref.18 Emi.93 Sri 18 A.Ref.21 A.Emi.93 A.Sri 22



**2646 Sunset Blend** - Blend of Medium Terracotta, Brown  
CRRC 0918-0042 Ref.16 Emi.94 Sri 15 A.Ref.18 A.Emi.91 A.Sri 17



**2655 Mount Dora Blend** - Blend of Gray, White, Black Streaks  
CRRC 0918-0109 Ref.17 Emi.93 Sri 16 A.Ref.19 A.Emi.94 A.Sri 20



**2680 Los Padres Blend** - Blend of Terracotta, Tan, Gray  
CRRC 0918-0013 Ref.24 Emi.91 Sri 25 A.Ref.24 A.Emi.91 A.Sri 25



**2687 Brown Gray Range** - Range of Brown, Gray  
CRRC 0918-0028 Ref.15 Emi.91 Sri 13 A.Ref.16 A.Emi.92 A.Sri 15



**2689 Brown Range** - Range of Brown  
CRRC 0918-0026 Ref.15 Emi.92 Sri 14 A.Ref.17 A.Emi.93 A.Sri 17



**2697 Slate Range** - Range of Charcoal  
CRRC 0918-0046 Ref.15 Emi.94 Sri 15 A.Ref.17 A.Emi.92 A.Sri 16



**2698 Kona Red Range** - Range of Red  
CRRC 0918-0018 Ref.25 Emi.83 Sri 23 A.Ref.27 A.Emi.90 A.Sri 28



2689 Brown Range



**2702 Calabar Blend** - Range of Medium Brown, Rust Blend, Yellow Streaks  
CRRC 0918-0063 Ref.18 Emi.88 Sri 15 A.Ref.20 A.Emi.92 A.Sri 20



**2723 Adobe Blend** - Blend of Maroon, Terracotta, Gray, Gold  
CRRC 0918-0045 Ref.17 Emi.92 Sri 16 A.Ref.17 A.Emi.91 A.Sri 16



**2743 Cocoa Range** - Range of Dark Brown  
CRRC 0918-0106 Ref.12 Emi.91 Sri 9 A.Ref.14 A.Emi.93 A.Sri 13



**2773 Walnut Creek Blend** - Blend of Tan, Orange, Dark Brown  
CRRC 0918-0037 Ref.20 Emi.94 Sri 21 A.Ref.23 A.Emi.91 A.Sri 23



# Malibu



**2804 Rocklin Blend** - Blend of Brown, Light Brown, Mocha  
CRRC 0918-0101 Ref.18 Emi.94 Sri 18 A.Ref.21 A.Emi.94 A.Sri 22



**SCM 8806 Tucson Blend** - Blend of Tan, Terracotta, Mauve  
CRRC 0918-0085 Ref.20 Emi.88 Sri 18 A.Ref.19 A.Emi.92 A.Sri 19



**SCM 8823 Pebble Beach Blend** - Blend of Pewter Gray, Gold, Rosy Brown  
CRRC 0918-0120 Ref.19 Emi.92 Sri 19 A.Ref.19 A.Emi.92 A.Sri 19



**SCM 8825 Corona Del Mar Blend** - Blend of Dark Brown, Tan, Maroon, Brown Streaks  
CRRC 0918-0074 Ref.14 Emi.90 Sri 12 A.Ref.17 A.Emi.92 A.Sri 16



**SCM 8830 Albuquerque Blend** - Blend of Dark Brown, Terracotta, Maroon  
CRRC 0918-0050 Ref.17 Emi.90 Sri 15 A.Ref.19 A.Emi.92 A.Sri 19



**SMM 8402 Santa Cruz Blend** - Blend of Tan, Reddish Brown, Brown  
CRRC 0918-0058 Ref.14 Emi.89 Sri 11 A.Ref.17 A.Emi.92 A.Sri 16



**SMM 8404 San Juan Blend** - Blend of Peach, Tan, Terracotta  
CRRC 0918-0012 Ref.30 Emi.85 Sri 30 A.Ref.33 A.Emi.90 A.Sri 36 LEED



**SMM 8816 San Gabriel Blend** - Blend of Golden Yellow, Maroon  
CRRC 0918-0034 Ref.15 Emi.93 Sri 14 A.Ref.18 A.Emi.91 A.Sri 17



**SMM 8820 Santa Clara Blend** - Blend of Red, Orange, Beige  
 CRRC 0918-0021 Ref. .21 Emi. .83 Sri 17 A.Ref. .23 A.Emi. .91 A.Sri 23



**SMM 8822 San Buenaventura** - Range of Clay Red  
 CRRC 0918-0067 Ref. .24 Emi. .87 Sri 23 A.Ref. .23 A.Emi. .92 A.Sri 24



2636 Piedmont Blend



# Boosted Capistrano

## Accessory Tile



It's easy to create the beauty of an authentic mortar-boosted clay roof with our Boosted Capistrano accessory pieces. Available in a wide range of colors, these pieces were designed to complement your Capistrano tile. For best results, mix your Boosted color and base color as this will add to the authenticity of your roof.

### Considerations:

- Choose a Boosted accessory piece to go with your base tile. For color options, please contact an Eagle Account Representative.
- Decide on the look that you want. Prefer a neater treatment? Want a more authentic look?
- Decide how much boost you would like.

No matter what type of Boosted application you choose, your new Eagle Boosted Capistrano roof will be sure to impress.




% USED ON ROOF	APPROX. INSTALLED WEIGHT FIELD TILE PER 100 SQ FT
10% Application	990
20% Application	1080
30% Application	1170


Each Boosted  
piece weighs  
approximately  
4.8 lbs.








*approx. 20% Overall Boost | approx. 1080 lbs per square*



*approx. 10% Overall Boost | approx. 990 lbs per square*



*approx. 30% Overall Boost | approx. 1170 lbs per square*



# *Why Eagle Roofing Products and Concrete Roof Tile*

Eagle Roofing Products is the largest, USA owned concrete roof tile manufacturer in the United States. Whether you are building a new home or re-roofing your existing one, your home deserves the best roof possible. When you choose Eagle concrete tile, you'll get a roof that is aesthetically stunning, durable and sustainable.

Founded over three decades ago by Robert Burlingame, Eagle began operations in the fall of 1989 with one high-pressure concrete tile extrusion machine. Today, Eagle's Rialto, California facility is the largest in North America. In addition to Rialto, we operate facilities in Phoenix, Arizona as well as Stockton, California and Sumterville, Florida meeting the demand for concrete roof tile across the United States and Canada.

Our expertise, coupled with our extensive array of profiles and colors, enables us to provide our customers with high quality concrete roofing products that are beautiful, long-lasting and environmentally friendly.

Eagle's long experience in the roof tile industry and dedication to prompt personal response to its customers' needs have resulted in a well-deserved reputation for quality and service—a reputation that is unmatched.

Eagle is customer service.







Golden Eagle Staggered  
1699 Charcoal Range





# Unsurpassed Beauty, Strength and Longevity

When you choose a concrete tile roof from Eagle Roofing Products, you are choosing years of protection and peace of mind. Our tile is tested to the highest standards of the industry. A properly installed Eagle Tile Roof will withstand the elements through rain, snow, high wind and scorching heat—outperforming all other roofing products, while remaining aesthetically stunning.



### Fire Tested

Eagle Roof Tile is a Class A roof covering that will protect your home and personal property.



### Hail/Impact Tested\*

Concrete roof tile stands up to hail, as well as or better than, any other roofing product. Some insurance companies offer discounted premiums for houses with tile roofs because of its impact resistance.

*\*Stockton, Arizona and Florida manufactured tiles only.*



### High Wind Tested

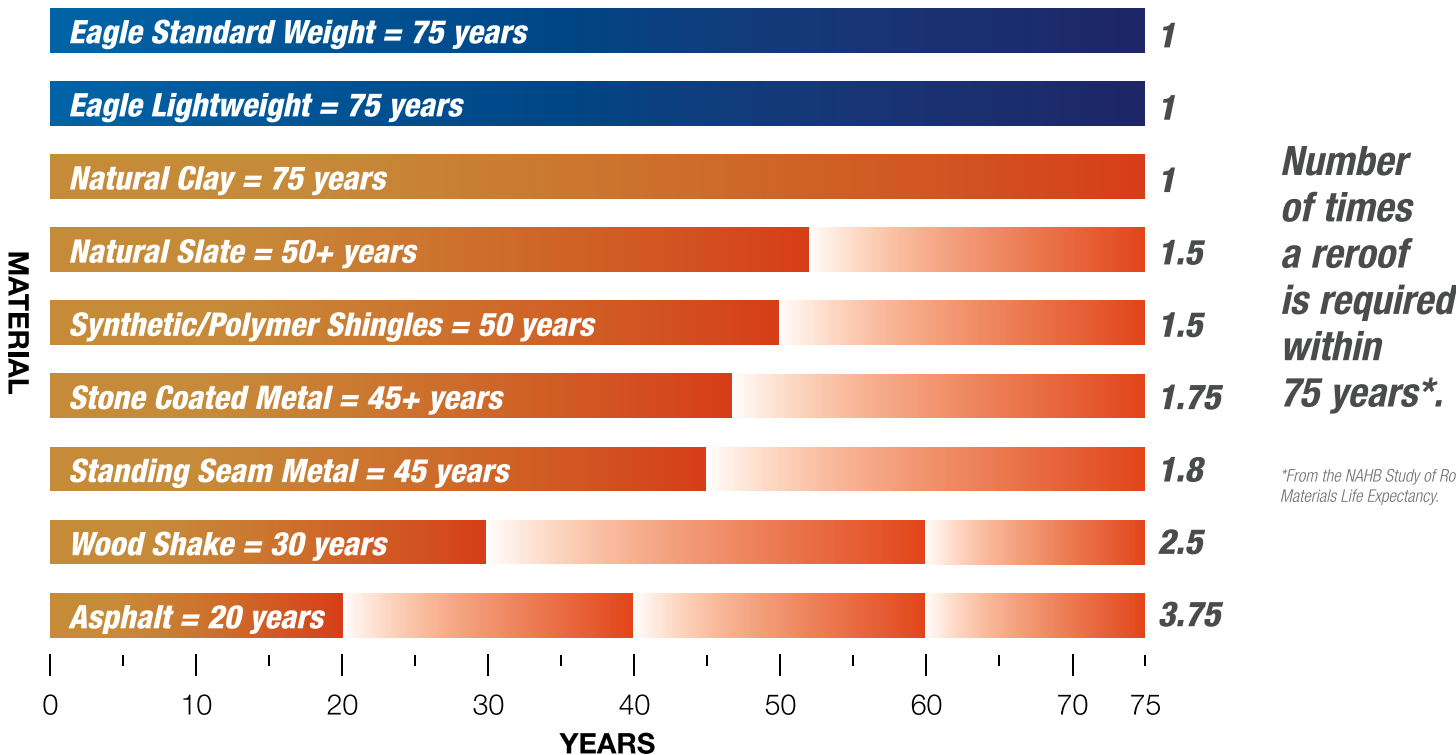
Installed correctly, Eagle Roof Tile can survive the strongest storms and harshest weather. Eagle tile is tested and approved for use in the Miami Dade high velocity hurricane zone, withstanding sustained winds of up to 180mph.



### \*Freeze Thaw Protection

Eagle Roof Tile passes Freeze-Thaw requirements. *\*Excludes color bonded/slurry tiles.*

## Roofing material lifespan over 75 years.\*





# Tile Roofing Is Simply The Superior Choice

NEW CONSTRUCTION • REROOF • RESIDENTIAL • COMMERCIAL



## HOW DO REAL TILE ROOFS COMPARE TO ASPHALT SHINGLES?

### Tile. Sustainable, superior protection.

- Real tile roofs are no longer only “round and red”. Tile roofs are available in a variety of profiles and colors.
- Concrete tile roofs are produced from ALL natural products sand, cement, water and oxide.
  - 7 Tile roofs are recyclable and biodegradable at the end of their lifespan.
  - 7 Tile roofs are not plastic, resin, rubber or metal.
  - 7 Tile roofs do not warp, rust or bend.
- Tile roofs are heavier than asphalt shingles. Weight equates to longevity, thermal superiority, weather, impact resistance and much more.
- Tile roofs invite extreme weather conditions, while asphalt shingle manufacturers base their sales projections on how many of their roofs will need replacing every year.
  - 7 Tile can withstand sustained winds of up to 180mph\*
  - 7 Class A Roof Assembly
  - 7 Hail/Impact Tested (in certain regions)
  - 7 Freeze-Thaw (Excludes color bonded/slurry tiles)

### Asphalt Shingle. Temporary, basic roof covering.

- Asphalt shingles are not distinctive.
- Asphalt shingles are not environmentally friendly, as they are a petroleum based product and fill landfills.
- Asphalt shingles do not perform well in hail storms. Roofers swarm neighborhoods subjected to the slightest hail storm.
- Synthetics and plastic products lack a proven track record as a long-lasting and durable roofing product.
- Asphalt shingles are easily damaged by high winds, especially after they age, dry out, lose granules and crack.
- Shingles are not resistant to extreme temperature variations, lending to cracking and loss of color, as they are dependent on granules that are temporarily adhered to the shingle.



Bel Air  
SCB 8802 Nantucket Blend



# Energy Efficiency Ratings

## Understanding Reflectivity Values

By virtue of its composition, a concrete tile roof absorbs less of the sun's energy. In addition, the oxide used in our facilities to create our beautiful colors further enhance the tile's surface. Listed with the **Cool Roof Rating Council**, these roofs can reflect more sunlight and less heat, which can reduce energy usage and costs. Regardless of shape or color, a concrete tile roof is one of the most effective and popular energy-efficient roofing materials available.

The numbers listed under our products highlight the efficiency at the initial testing and again after the 3-year aged testing. Here are the descriptions:

**CRRC:** The Cool Roof Rating Council has listed this tile after being tested at an independent Laboratory and have given it a unique identification number for easy trackability.

**Ref:** Ref is short for Reflectance. The fraction of the sun's energy reflected by the roof on a scale of 0-100%. The higher the number, the better reflectivity.

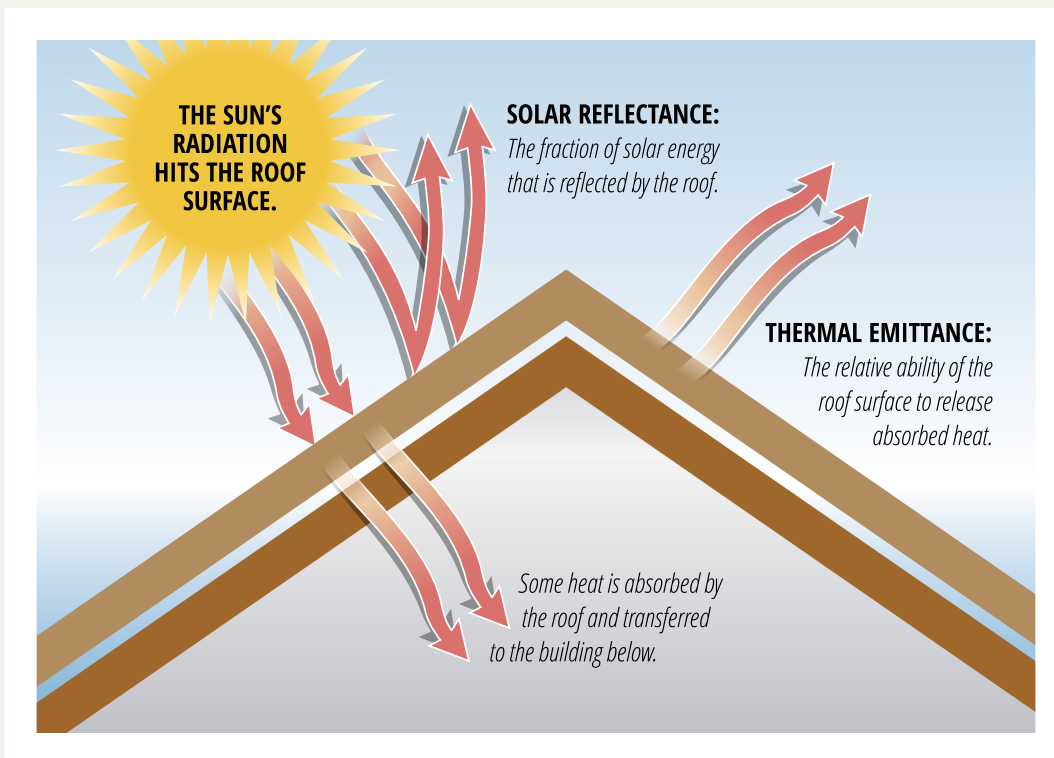
**Aged Ref:** The fraction of the sun's rays reflected by the roof on a scale of 0-100% after the product has forgone the 3-year testing.

**EMI:** EMI is short for Emittance. It is the ability of the roof's surface to emit absorbed heat on a scale of 0-100%. The higher the number, the greater the emittance.

**Aged EMI:** The ability of the roof surface to emit absorbed heat on a scale of 0-100% after the product has forgone the 3-year testing.

**SRI:** SRI is an abbreviation for Solar Reflectance Index and is the measure that incorporates both the reflectance and emittance into a single value. The higher the number, the greater the tiles' energy efficiency.

**Aged SRI:** The measure that incorporates both the aged reflectance and aged emittance numbers into a single value.



# Committed to your Trust and Satisfaction

## Specifying Eagle

Every effort has been made to provide you with the tools you need to specify Eagle on your next residential or commercial project. You can find these tools on our website at [eagleroofing.com](http://eagleroofing.com) under the main tab **Specifiers**, as well as under **Technical**.



## Installation

Eagle recommends that you find a licensed and insured Roofer for all of your roofing needs. Detailed installation recommendations can be found in the *Concrete and Clay Roof Tile Installation Manual (July 2015)* published by the Tile Roofing Industry Alliance & Western States Roofing Contractor Association. For further information, visit: [tileroofing.org](http://tileroofing.org)

## Blended Tile

Blended tile provides added value and beauty to any architectural structure. However, it requires careful placement by your Roofing Contractor, who is responsible for ensuring that the placement of the tile is completed in an aesthetically pleasing manner. Eagle Roofing Products recommends that you discuss this design effect with your Roofer, prior to installation, to ensure that no hot spots (patches of color that undo the blended effect) are created.

## Approvals

IAPMO ER #1900

## Warranty

As the largest USA Owned, USA Made concrete roof tile manufacturer, Eagle Roofing Products proudly stands behind its products with a Transferable Limited Lifetime Product and Limited 10 Year Replacement Cost Warranty. We recommend that all customers read our warranty for details and conditions, which can be found at [eagleroofing.com](http://eagleroofing.com). To register your Eagle warranty, visit [erwarranty.com](http://erwarranty.com).

## Disclaimer

Eagle Roofing Products concrete roof tile is made from natural materials and color variations are to be expected. Every effort has been made to ensure the colors in this brochure are as close to the actual roof tile; however, photographic and printing techniques can alter the printed colors shown, varying it from actual tile colors. In addition,



colors are subject to change, as slight variations in color or flashing may occur during manufacturing. **To ensure your satisfaction with the tile you chose from this brochure, we strongly recommend that you obtain a free tile sample** from your Roofing Contractor, an Eagle Design Center or an Eagle Account Representative before placing your order.



# Manufacturing Facilities Servicing

Every customer is different. Every project is different. We understand.

Whether you are an Architect, Builder, Designer, Distributor, Roofer or Homeowner, with four manufacturing plants servicing the United States and Canada, our customers can rest assured that we have the right products to meet their needs. Quality products and customer relationships are the core of our business. That's what inspires us to be your company of choice. That's what makes us different.



# the United States and Canada





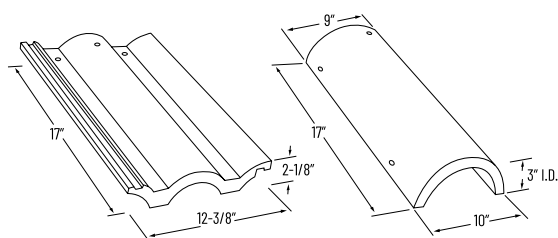


# Technical Specifications

## Malibu

**88** Tiles per 100 sq ft  
with 3" headlap

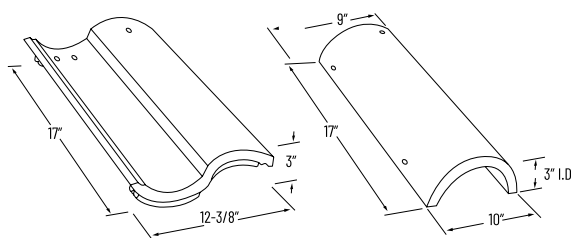
**903** Approx. installed weight  
field tile per 100 sq ft



## Capistrano

**88.5** Tiles per 100 sq ft  
with 3" headlap

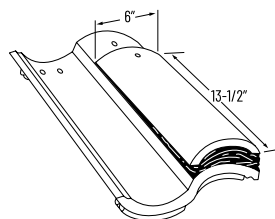
**900** Approx. installed weight  
field tile per 100 sq ft



## Boosted Tile

% used on roof	Approx. installed weight field tile per 100 sq ft
<b>10%</b> Application	<b>990</b>
<b>20%</b> Application	<b>1080</b>
<b>30%</b> Application	<b>1170</b>

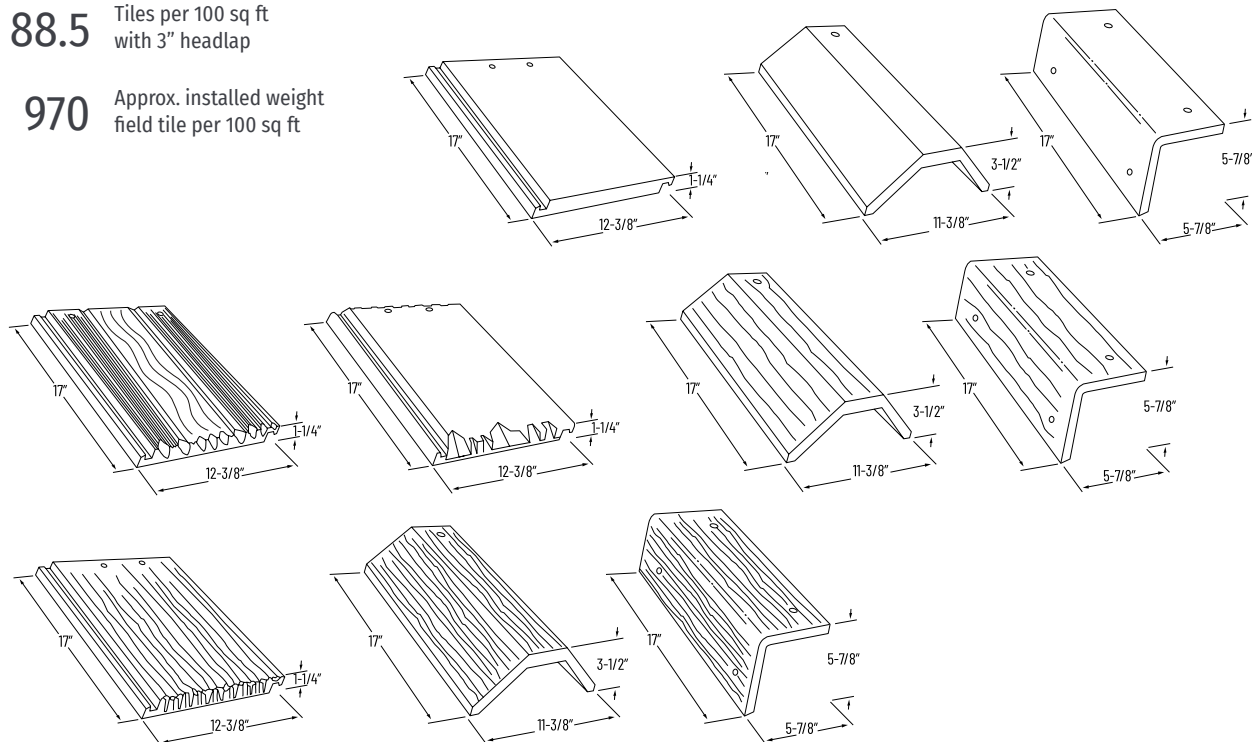
Each Boosted Piece  
weighs approx. 4.8 lbs.  
(Not including Mortar)



## Bel Air, Estate, Golden Eagle, Tapered Slate, Ponderosa

**88.5** Tiles per 100 sq ft  
with 3" headlap

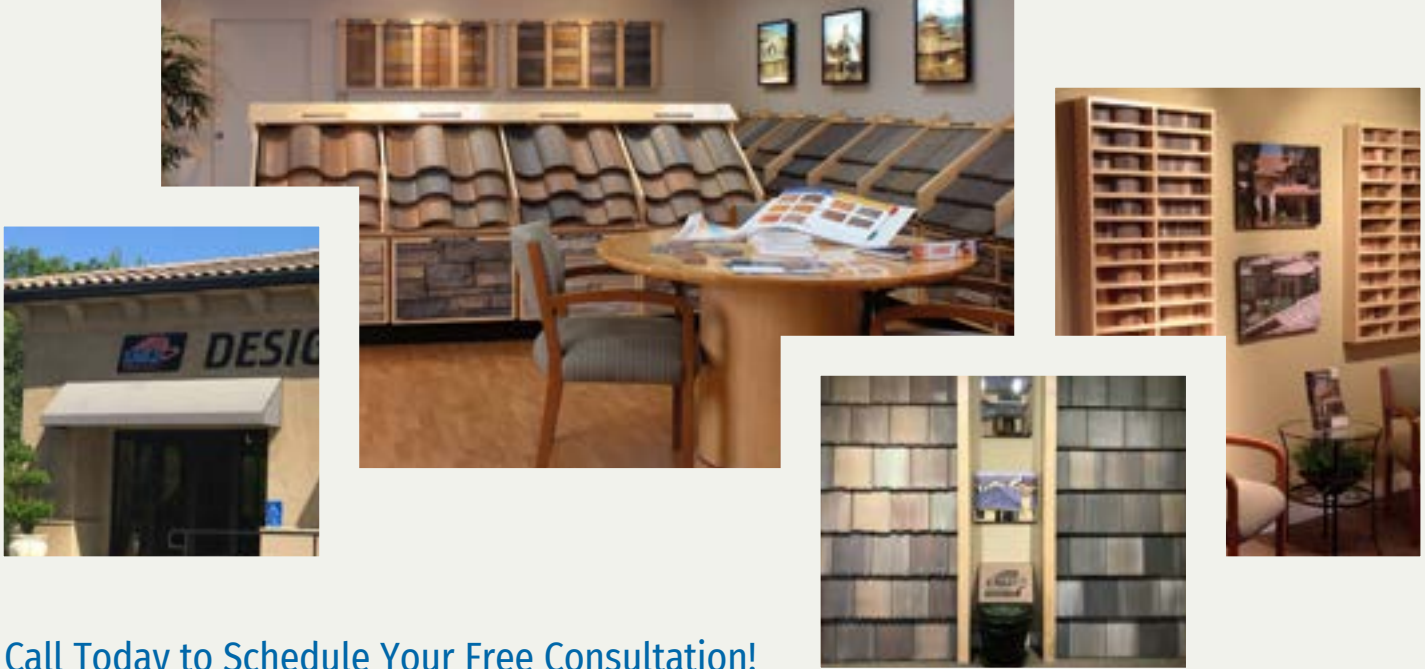
**970** Approx. installed weight  
field tile per 100 sq ft





# Visit an Eagle Design Center

A beautiful roof is one of the most important architectural elements of a home or building. So why not visit an Eagle Design Center, where you can see our huge selection of colors, textures, styles and products? Whether you need tile samples, design consultation, technical specifications, installation guides or more, our knowledgeable professionals are here to support you every step of the way.



**Call Today to Schedule Your Free Consultation!**

## Nearest Eagle Design Centers

Free Email and Phone Consultations Available.  
All consultations are by appointment only. Please call ahead.

### Northern California

#### Granite Bay

7095 Douglas Blvd., Ste. K  
Granite Bay, CA 95746  
Phone: 916-789-4555

## Manufacturing Yard

Servicing the States of Oregon, Washington,  
Idaho and Montana

### Northern California

#### Stockton

4555 South McKinley Avenue  
Stockton, CA 95206  
Phone: 1-800-998-3245

Connect with us!      [eagleroofing.com](http://eagleroofing.com)

#### Corporate Offices

3546 N Riverside Ave  
Rialto, CA 92377



Eagle is proud to be affiliated with these organizations:

